



# Atchison County KS

Community Health Needs Assessment  
**Atchison Hospital Association - Primary Service Area**

---



**June 2013**

VV Research & Development LLC  
Olathe, KS

# Community Health Needs Assessment

## Table of Contents

### I **Executive Summary**

### II **Methodology**

- a) CHNA Scope & Purpose
- b) Local Collaborating CHNA parties...the identity of any and all organizations with which the organization collaborated and third parties that engaged to assist with the CHNA.
- c) CHNA & Town Hall Research Process... a description of the process & methods used to conduct the CHNA, a description of how the organization considered the input of persons representing the community, and an explanation of the process/criteria used in prioritizing such needs.
- d) Community Profile (Demographics/Economics)... a description of the community served by the facility and how the community was determined. TABS 1-2

### III **Community Health Status**

- a) Town Hall CHNA Findings: Areas of Strengths & Areas to Change and/or Improve.”
- b) County Health Area of Future Focus... a prioritized description of all of the community needs identified by the CHNA.
- c) Historical Health Statistics – TAB 3-10

### IV **Inventory of Existing Community Health Resources**

- a) Physician Manpower, Health Service Offerings, Detail Inventory of HC providers and Detail Listing local DOH... a description of the existing health care facilities and other resources within the community available to meet the needs identified through the CHNA.

### V **Detail Exhibits**

- a) Patient Origin & Access to Care
- b) Town Hall Attendees, Notes & Feedback... who those persons are (with qualifications)
- c) Public Notice & News
- d) Primary Research Detail *Shaded lines note IRS requirements*

# **I. Executive Summary**

---

**[VVV Research & Development INC]**

## I. Executive Summary

The following report is the Community Health Needs Assessment (CHNA) prepared on behalf of **Atchison Hospital Association's (AHA) primary service area for Atchison County, KS.**

Creating healthy communities requires a high level of mutual understanding and collaboration with community individuals and partner groups. The development of this assessment brings together community health leaders and providers, along with local residents, to research, prioritize county health needs and to document community health delivery successes. This health assessment will serve as the foundation for community health improvement efforts for the next three years. The Patient Protection and Affordable Care Act (ACA) require non-profit hospitals to conduct a CHNA every three years and adopt an implementation strategy to meet the needs identified by the CHNA.

Year 2013 CHNA brings together a variety of health status information. This assessment was coordinated and produced by VVV Research & Development INC. from Olathe, Kansas under the direction of Vince Vandehaar, MBA. Important CHNA benefits for the sponsoring local hospital and health department, as well as for the community, are as follows: 1) Increases knowledge of community health needs and resources, 2) Creates a common understanding of the priorities of the community's health needs, 3) Enhances relationships and mutual understanding between and among stakeholders, 4) Provides a basis upon which community stakeholders can make decisions about how they can contribute to improving the health of the community, 5) Provides rationale for current and potential funders to support efforts to improve the health of the community, 6) Creates opportunities for collaboration in delivery of services to the community and 7) Provides guidance to the hospital and local health department for how they can align their services and community benefit programs to best meet needs.

### **Atchison County Town Hall Community Health Strengths Cited:**

| <b>Atchison County, KS - Community Health "Strengths" N=38</b> |  |
|--|--|
| <b>1. School Screenings</b>                                    | <b>9. Community Volunteer support</b>                      |
| <b>2. New Hospital facility</b>                                | <b>10. Home care providers</b>                             |
| <b>3. Excellent local Health Department</b>                    | <b>11. Live Well Live Atchison</b>                         |
| <b>4. Free Health Clinic</b>                                   | <b>12. Community leaders focused on eliminating blight</b> |
| <b>5. Good access to health information</b>                    | <b>13. Youth sports programs</b>                           |
| <b>6. Community Food Services</b>                              | <b>14. Spiritual health</b>                                |
| <b>7. Parks and trails</b>                                     | <b>15. Access to Visiting Specialists</b>                  |
| <b>8. Access to healthy food</b>                               | <b>16. Primary care physicians</b>                         |



**CHNA "Health Priorities" cited (items to either change and/or improve):**

| <b>Atchison County, KS</b>  |  |              |          |              |
|---|--|--------------|----------|--------------|
| <b>Town Hall Community Health Needs Assessment Priorities N= 38</b> |  |              |          |              |
| <b>#</b>  | <b>TOPICS</b>  | <b>Votes</b> | <b>%</b> | <b>Accum</b> |
| <b>Total Community Votes</b>  |  | <b>127</b>   |          |              |
| <b>1</b>  | Drug Addiction (focus on prescription)   | 18           | 14.2%    | 14.2%        |
| <b>2</b>  | Access to Mental Health providers and patient placement  | 15           | 11.8%    | 26.0%        |
| <b>3</b>  | Community Economic Development   | 14           | 11.0%    | 37.0%        |
| <b>4</b>  | Urgent Care services   | 13           | 10.2%    | 47.2%        |
| <b>5</b>  | Obesity (nutrition and fitness)  | 12           | 9.4%     | 56.7%        |
| <b>6</b>  | Sex education  | 10           | 7.9%     | 64.6%        |
| <b>7</b>  | Alcohol Abuse  | 6            | 4.7%     | 69.3%        |
| <b>8</b>  | Affordable transportation for health services  | 6            | 4.7%     | 74.0%        |
| <b>9</b>  | Medicaid dental services for uninsured   | 5            | 3.9%     | 78.0%        |
| <b>10</b>   | Smoking prevention   | 5            | 3.9%     | 81.9%        |
|   | Other needs: receiving votes: Community HC Support, Health insurance, Radon, Family Support, Child Care, Lead, Visiting Specialists, After School Health and Sidewalks | 23           | 18.1%    | 100.0%       |

**Key Community Health Needs Assessment Conclusions (Secondary Research)**

KS HEALTH RANKINGS: According to the 2012 RWJ County Health Rankings study, Atchison County's highest State of Kansas ranking (of 105 counties) was in Clinical Care – Access to Care/Quality of Care (25<sup>th</sup>). Health Behaviors – Tobacco Use, Diet/Exercise, Alcohol Use, Sexual Activity (96<sup>st</sup>).

- TAB 1: Atchison County's population remains steady with a 1.2% increase from 2006-2010. Atchison County's median household income is \$44,433, slightly lower than state comparison norms and slightly higher than other Critical Access Hospital (CAH) counties. Atchison also has a high percentage of children in single-parent households (32%).
- TAB 2: Atchison County has an unemployment rate of 6.5%, slightly higher than the state norm and other CAH counties. The percentage families living below the poverty level (9.0%) and children living below the poverty level (16.3%) are slightly higher than norms.
- TAB 3: In Atchison County 47.2% of students are eligible for free or reduced lunch. The county has a 77% high school graduation rate.
- TAB 4: Atchison County's percentage of births with low birth weight (8.4%) and the percentage of births occurring to unmarried women are both higher than state and other CAH norms (44.3%).

- TAB 5: Total hospital inpatient discharges in Atchison County slightly decreased over past 3 years, as have the total hospital inpatient discharges for Atchison Hospital specifically.
- TAB 6: The dollars spent temporary assistance for families and food assistance have significantly increased from 2009 to 2011.
- TAB 7: Adult obesity is on par with the state average (33%). The percentages of physical inactivity (31%) and adult smoking (26%) are higher than state and CAH norms.
- TAB 8: Atchison County has a rate of uninsured on par with the state norm (17.7%).
- TAB 9: Cancer, heart disease and chronic lower respiratory disease are the major causes of mortality for Atchison County.
- TAB 10: The percentage of infants fully immunized by 24 months (69.7%) is lower than state norms. Diabetic (80%) and mammography (66%) screenings are slightly lower than state norms.

## **II. Methodology**

---

**[VVV Research & Development INC]**

## II. Methodology

### a. CHNA Scope and Purpose

The new federal Patient Protection and Affordable Care Act requires that each registered 501(c)3 hospital conduct a Community Health Needs Assessment (CHNA) at least once every three years and adopt a strategy to meet community health needs. Any hospital who has filed a 990 is required to conduct a CHNA. IRS Notice 2011-52 was released in late fall of 2011 to give notice and request comments.

#### **JOB #1: Meet/Report IRS 990 Required Documentation**

1. a description of the community served by the facility and how the community was determined;
2. a description of the process and methods used to conduct the CHNA;
3. the identity of any and all organizations with which the organization collaborated and third parties that it engaged to assist with the CHNA;
4. a description of how the organization considered the input of persons representing the community (*e.g., through meetings, focus groups, interviews, etc.*), who those persons are, and their qualifications;
5. a prioritized description of all of the community needs identified by the CHNA and an explanation of the process and criteria used in prioritizing such needs; and
6. a description of the existing health care facilities and other resources within the community available to meet the needs identified through the CHNA.

Section 501(r) provides that a CHNA must take into account input from persons who represent the broad interests of the community served by the hospital facility, including individuals with special knowledge of or expertise in public health. Under the Notice, the persons consulted must also include: Government agencies with current information relevant to the health needs of the community and representatives or members in the community that are medically underserved, low-income, minority populations, and populations with chronic disease needs. In addition, a hospital organization may seek input from other individuals and organizations located in or serving the hospital facility's defined community (e.g., health care consumer advocates, academic experts, private businesses, health insurance and managed care organizations, etc.).

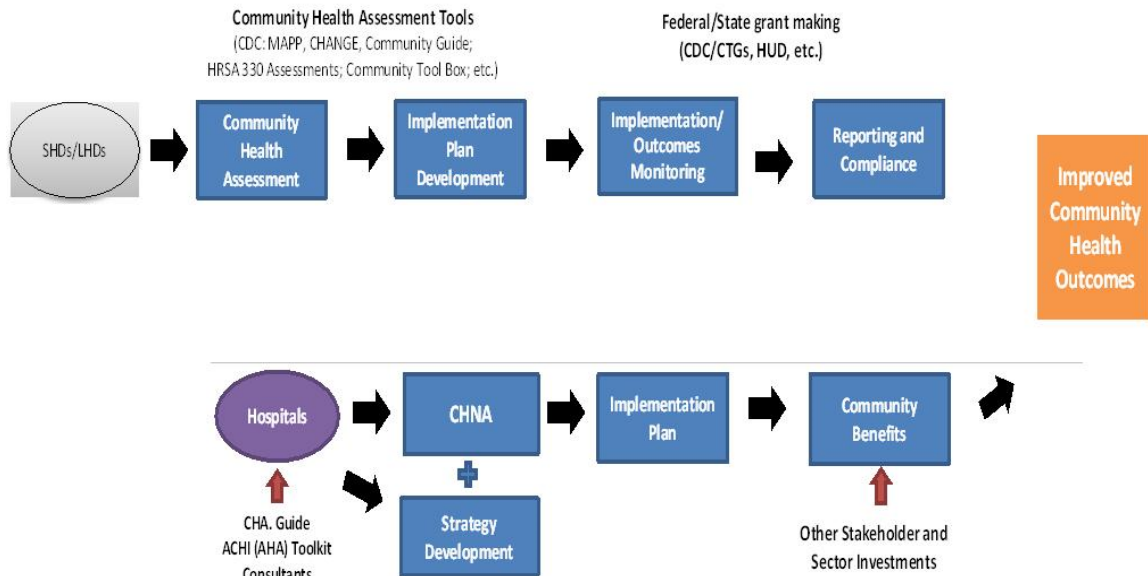
#### **JOB #2: Making a CHNA Widely Available to the Public**

The Notice provides that a CHNA will be considered to be "conducted" in the taxable year that the written report of the CHNA findings is made widely available to the public. The Notice also indicates that the IRS intends to pattern its rules for **making a CHNA "widely available to the public"** after the rules currently in effect for Form 990. Accordingly, an organization would make a **facility's written report** widely available by posting the final report on its website either in the form of (1) the report itself, in a readily accessible format, or (2) a link to another organization's website, along with instructions for accessing the report on that website. *The Notice clarifies that an organization must post the CHNA for each facility until the date on which its subsequent CHNA for that facility is posted.*

**JOB #3: Adopt an Implementation Strategy by Hospital**

Section 501(r) requires a hospital organization to adopt an implementation strategy to meet the needs identified through each CHNA. The Notice defines an “implementation strategy” as a written plan that addresses each of the needs identified in a CHNA by either (1) describing how the facility plans to meet the health need, or (2) identifying the health need as one that the facility does not intend to meet and explaining why the facility does not intend to meet it. A hospital organization may develop an implementation strategy in collaboration with other organizations, which must be identified in the implementation strategy. As with the CHNA, a hospital organization that operates multiple hospital facilities must have a separate written implementation strategy for each of its facilities.

Great emphasis has been given to work hand-in-hand with leaders from both hospitals and the local county health department. A common approach has been adopted to create the CHNA, leading to aligned implementation plans and community reporting.



## IRS Notice 2011-52 Overview

### Applicability of CHNA Requirements to “Hospital Organizations”

The CHNA requirements apply to “**hospital organizations**,” which are defined in Section 501(r) to include (1) organizations that operate one or more state-licensed hospital facilities, and (2) any other organization that the Treasury Secretary determines is providing hospital care as its principal function or basis for exemption.

Under Section 501(r), a hospital organization is required to conduct a CHNA for each of its hospital facilities once every three taxable years. ***The CHNA must take into account input from persons representing the community served by the hospital facility and must be made widely available to the public.*** ***The CHNA requirements are effective for taxable years beginning after March 23, 2012.*** As a result, a hospital organization with a June 30 fiscal year end must conduct an initial CHNA for each of its hospital facilities by June 30, 2013, either during the fiscal year ending June 30, 2013 or during either of the two previous fiscal years.

### Determining the Community Served

A CHNA must identify and assess the health needs of the **community served** by the hospital facility. Although the Notice suggests that geographic location should be the primary basis for defining the community served, it provides that the organization may also take into account the target populations served by the facility (e.g., children, women, or the aged) and/or the facility’s principal functions (e.g., specialty area or targeted disease). *A hospital organization, however, will not be permitted to define the community served in a way that would effectively circumvent the CHNA requirements (e.g., by excluding medically underserved populations, low-income persons, minority groups, or those with chronic disease needs).*

### Persons Representing the Community Served

Section 501(r) provides that a CHNA must take into account input from **persons who represent the broad interests of the community** served by the hospital facility, including individuals with special knowledge of or expertise in public health. Under the Notice, the persons consulted must also include: (1) government agencies with current information relevant to the health needs of the community and (2) representatives or members of medically underserved, low-income, and minority populations, and populations with chronic disease needs, in the community. In addition, a hospital organization may seek input from other individuals and organizations located in or serving the hospital facility’s defined community (e.g., health care consumer advocates, academic experts, private businesses, health insurance and managed care organizations, etc.).

**Required Documentation** The Notice provides that a hospital organization will be required to separately document the CHNA for each of its hospital facilities in a **written report** that includes the following information: 1) a description of the community served by the facility and how the community was determined; 2) a description of the process and methods used to conduct the CHNA; 3) the identity of any and all organizations with which the organization collaborated and third parties that it engaged to assist with the CHNA; 4) a description of how the organization considered the input of persons representing the community (e.g., through meetings, focus groups, interviews, etc.), who those persons are, and their qualifications; 5) a prioritized description of all of the community needs identified by the CHNA and an explanation of the process and criteria used in prioritizing such needs; and 6) a description of the existing health care facilities and other resources within the community available to meet the needs identified through the CHNA.

---

## ***Making a CHNA Widely Available to the Public***

The Notice provides that a CHNA will be considered to be “**conducted**” in the taxable year that the written report of the CHNA findings is made **widely available to the public**. The Notice also indicates that the IRS intends to pattern its rules for making a CHNA “widely available to the public” after the rules currently in effect for Forms 990. *Accordingly, an organization would make a facility’s written report widely available by posting on its website either (1) the report itself, in a readily accessible format, or (2) a link to another organization’s website, along with instructions for accessing the report on that website. The Notice clarifies that an organization must post the CHNA for each facility until the date on which its subsequent CHNA for that facility is posted.*

## ***How and When to Adopt an Implementation Strategy***

Section 501(r) requires a hospital organization to adopt an implementation strategy to meet the needs identified through each CHNA. **The Notice defines an “implementation strategy” as a written plan that addresses each of the needs identified in a CHNA by either (1) describing how the facility plans to meet the health need, or (2) identifying the health need as one that the facility does not intend to meet and explaining why the facility does not intend to meet it.** A hospital organization may develop an implementation strategy in collaboration with other organizations, which must be identified in the implementation strategy. As with the CHNA, a hospital organization that operates multiple hospital facilities must have a separate written implementation strategy for each of its facilities.

Under the Notice, an implementation strategy is considered to be “**adopted**” on the date the strategy is approved by the organization’s board of directors or by a committee of the board or other parties legally authorized by the board to act on its behalf. Further, the formal adoption of the implementation strategy must occur by the end of the same taxable year in which the written report of the CHNA findings was made available to the public. For hospital organizations with a June 30 fiscal year end, that effectively means that the organization must complete and appropriately post its first CHNA no later than its fiscal year ending June 30, 2013, and formally adopt a related implementation strategy by the end of the same tax year. *This final requirement may come as a surprise to many charitable hospitals, considering Section 501(r) contains no deadline for the adoption of the implementation strategy.*

## **II Methodology**

### **b) Collaborating CHNA parties**

Working together to improve community health takes collaboration. Listed below is an in depth profile of the local hospitals & Health Department CHNA partners:

#### **Atchison Hospital**

**800 Raven Hill Drive**

**Atchison, KS 66002**

**913-367-2131**

**John Jacobson CEO**

Atchison Hospital's new state-of-the-art facility has 25 private, family-friendly patient rooms, each with their own bathroom and designed for comfort and privacy. The nine bed Emergency Department located at the front of the hospital has a separate entry and dedicated parking. The new large surgical suites are built to accommodate video and fiber-optic technology. In addition, Atchison Hospital is pioneering a new and comprehensive clinical automation system, including bedside charting and electronic medical records that will help us improve patient safety and quality of care. The system will give physicians secure access to patient records from office or home.

#### **Mission, Vision, and Values**

##### **Mission**

Atchison Hospital provides excellent healthcare and wellness for life.

##### **Vision**

Atchison Hospital is a regional healthcare leader in health and wellness.

First choice for patients, physicians, employees & community

Exceptional Care

Services for every patient, every day

Innovative

Patient Centered

Family Focused

##### **Values**

Atchison Hospital recognizes our employees are our most valuable asset. We have identified core values successful employees need to strive for in order for us to accomplish our mission.

- Pride
- Trust
- Compassion
- Education
- Change Driven
- Quality
- Respect
- Innovative
- Teamwork
- Accountability/Ownership



**Services**

Acute Care  
Auxiliary  
Business Health Services  
Cardiac Rehab  
Cardiology  
Cardio Pulmonary Care  
Donations and Community Support  
Dietary Services  
Education  
Emergency Department  
Home Health and Hospice  
Intensive Care  
Laboratory

Obstetrics  
Pharmacy  
Radiology  
Rehabilitation (Physical Therapy,  
Occupational Therapy, and Speech  
Therapy)  
Surgery  
Social Services  
Volunteer Spirituality Support Program

- List of All Services
- Ambulance Services
- Business Health
- Social Services

**Atchison County Health Department**  
**(Member of Northeast Kansas Multi-County Health Departments)**

**616 Commercial**  
**Atchison, KS 66002**  
**913-367-5152**

**Hours:**  
Monday-Friday  
8:00AM-4:30PM

**OUR MISSION**  
To assure quality services by informing,  
educating and empowering the community to be healthier

**OUR VISION**  
Working together for a Healthy Community.

**Services**

**Adult & Child Health Assessments**  
Physical assessments and screenings.

**Communicable Disease Control**  
Testing, treatment and follow-up  
for communicable diseases including  
sexually transmitted diseases and  
HIV/Aids.

**Family Planning**  
Contraceptive counseling, pap smears,  
pregnancy testing and contraceptive  
supplies.

**Healthy Start**  
Home and hospital visits to mothers and  
newborns, providing education on  
infant/child  
health care.

**Immunizations**

Childhood Vaccinations  
Adult Vaccinations including:  
Hepatitis A and B Influenza  
Pneumonia  
Tetanus

**WIC (Women, Infants, and Children)**

Supplemental food programs for breast feeding, post partum, pregnant women, infants, and children under five years of age.

**Special Health Programs****Community Education & Outreach**

Pamphlets, audio-visual aides and speaking engagements on a variety of health topics.

**Environmental & Sanitation Health**

Well water testing and recommendations.  
Septice system recommendations and permits.  
Investigation and follow-up on environmental concerns.

**Home Health**

Medicare/Medicaid certified since 1972.  
Skilled Nursing, Physical, Occupational, and

**Speech Therapies; Medical Social Services,****Home Health Aide.**

Program rules and regulations apply, call for details.

On call 24 hrs a day, 7 days a week.  
Serving Atchison, Brown, Jackson Counties.

**Hospice**

Medicare/Medicaid certified, end of life holistic care for the terminally ill.  
Call for details.

On call 24 hrs a day, 7 days a week.  
Serving Atchison, Brown and Jackson Counties,  
as well as parts of Nemaha and Doniphan Counties.

**Additional Programs & Services**

Audiograms-Hearing Screenings  
Denver Developmental Screening  
Speech Testing  
Diabetes Screening  
Urinalysis  
Hemoglobin Screening  
PSA Screening  
Lipid Panel  
KanBe Healthy Physicals  
Pregnancy Test  
Tobacco-Use Reduction Efforts  
Vision Testing  
Maternal and Infant Program  
Lead Exposure Testing for certain individuals

## **II. Methodology**

### **b. Collaborating CHNA Parties (continue)**

---

#### **Live Well Live Atchison - ABOUT US**

---

##### **Our Goal: Moving from Worst to First...**

In 2009, the Kansas Health Institute published the Kansas Health Rankings, which indicate the health trends in various Kansas counties. Atchison County was ranked as the worst Kansas county for health behaviors, including teen birth, cigarette smoking, smoking during pregnancy, binge drinking, sexually transmitted diseases, seatbelt use, inactivity, obesity, and violent crime.

These alarming statistics prompted the community to take action. Atchison Hospital partnered with a wide range of community leaders to form "Live Well, Live Atchison" (LWLA) — a healthy- living committee dedicated to taking Atchison from "worst" to "first" as a healthy Kansas community.

##### **What's Ahead...**

- Our vision for Atchison is to
- to develop one of the healthiest lifestyle cultures found in Kansas
  - to accomplish this through collaborative planning, community action, education, and policy advocacy.

##### **Community Partners ...**

A wide variety of community partners are collaborating with Atchison Hospital to help us improve the healthy-living lifestyle of our community.

- Atchison's State Representative
- Atchison's Mayor
- Atchison County Commissioner
- Atchison Health Depart
- Atchison Chamber of Commerce
- Atchison Globe (newspaper)
- Atchison Hospital Marketing Director
- Atchison YMCA
- Benedictine College
- Benedictine Sisters
- Country Mart (grocery store)
- Ebenezer Baptist Church
- Extension Office Personnel
- Law Enforcement Officials
- MGP Ingredients, Inc
- USD 409 & 377 School Districts

**Live Well Live Atchison** has recruited great leadership from our community and organized four "action teams" for tackling Atchison's health-related issues. The following action teams are helping our community face and solve some really big issues. Lifelong Learning and Achievements Team  
This group is tackling the following issues: High School/College Graduation Rates, Work Force Development, Economic Vitality, Poverty Reduction and Teen Pregnancy.

1. Community Support and Expectations Team

This group is tackling the following issues:

- Alcohol Abuse
- Drug Abuse
- Spiritual Health
- Mental Health
- Community Values

2. Healthy Living Team

This group is tackling the following issues:

- Obesity/Eating Disorders
- Physical Activity
- Nutrition
- Infrastructure for Active Living
- Physical Health
- Smoking
- Access to Healthcare

3. Communication and Resources Team

This group is tackling the following issues:

- Grant Research
- Marketing
- Agency Clearinghouse
- Agency Collaboration
- Corporate Funding
- Fund Raising

**Our Action Teams each uphold the following core values:**

1. Accountability
2. Supporting families in all their forms
3. Forward thinking
4. Respect for community
5. Education

## II. Methodology

### b. Collaborating CHNA Parties (continue)

#### **Consultant Qualifications**



#### **VW Research & Development, Inc.**

Company Profile: 601 N. Mahaffie, Olathe, KS 66061-6431 (913) 302-7264

#### **VINCE VANDEHAAR, MBA**

#### **Principal Consultant & Owner of VW Research & Development, Inc.**

VW Research & Development, Inc. was incorporated on May 28<sup>th</sup> 2009. With over 30 years of business & faculty experience in helping both providers, payors, and financial service firms obtain their strategic planning, research & development needs, Vince brings in-depth health industry knowledge, research aptitude, planning expertise, and energy. VW Research & Development services are organized, formal processes of listening to the voice of the customer. Vince started his consulting business in May of 2009, after working for Saint Luke's Health System (SLHS) of Kansas City for 16 years. Note: Saint Luke's Hospital of Kansas City, SLHS's largest hospital, won the Malcolm Baldrige National Quality Award in March of 2003. The Baldrige examiners cited Vince's department as "Best Practice" in the areas of customer satisfaction, market research, and evaluation efforts (Kansas City Star 3/10/04).

**VW Research & Development, INC. (Olathe, KS)** consultants have in-depth experience helping hospitals work with local Health Departments to engage community residents & leaders to identify gaps between existing health community resources & needs, and construct detailed strategies to meet those needs - while still adhering to the hospital's mission and budget. Over the past 20 years, Vandehaar has completed 8 comprehensive Baldrige aligned Community Health Needs Assessments for Saint Luke's of Kansas City System facilities (3 campuses) and was contracted to conduct 2 additional independent Dept. of Health consulting projects (prior to IRS 990 regs). Currently in 2012, VW has 12 CHNA IRS aligned assessments underway for Kansas hospitals & Health Departments.

Vince Vandehaar, MBA is actively involved in the Kansas City community. He is a member the Greater Kansas City Employee Benefits Association, the Society for Healthcare Strategy & Market Development, the American Marketing Association Kansas City Chapter, and Co-Chair of the AMA Kansas City Healthcare Special Interest Group. In addition to these roles, from 2000 to 2008, Vince served as the state chairman for MHA's Data Committee and was a member of KHA's Data Taskforce.

#### **Collaborating Consultants**

Lyndsey Ogle VW Research & Development, Inc.  
Lead Project Coordinator & Planning Analyst

## II. Methodology

### c. CHNA & Town Hall Research Process

Atchison County Hospital Community Health Needs Assessment process began in late Fall 2012. At that time an inquiry was made by John Jacobson, Atchison Hospital CEO to VVV Research & Development to explore the possibility of conducting a comprehensive IRS aligned CHNA for Atchison Hospital. On December 1<sup>st</sup> of 2012 a meeting was held to learn more about OMC CHNA collaborative options. On that date VVV Research & Development INC reviewed: VVV Research & Development CHNA experience, CHNA requirements (in-depth regulations), CHNA development steps / options to meet IRS requirements, and next steps after option approval. On 1/8/13, Atchison Hospital CEO signed VVV consulting agreement to assist with CHNA preparation.

#### VVV CHNA Deliverables:

- Confirm Atchison Hospital service area meets 75/25 % patient origin rule,
- Uncover/Document Basic Secondary Research – Health of County. Organized by 10 TABS,
- Conduct Town Hall Meeting to discuss secondary data and uncover/prioritize county health needs,
- Report CHNA primary Research (with valid N), and
- Prepare and publish IRS-aligned CHNA report to meet requirements.

(NOTE: To ensure proper (75/25%) Town Hall representation, the following patient origin 3 years summary was generated. For Atchison Hospital, Atchison County (KS) resident's views need to be collected and reported to determine primary service area (PSA) health needs.)

| <b>Atchison Hospital - PSA<br/>Defined based on historical<br/>IP/OP/ER patient origin</b> | <b>TOTAL<br/>(All Zips)</b> | <b>Atchison County<br/>Residents Only</b> | <b>PSA<br/>%</b> |
|--|-----------------------------|---|------------------|
| <b>Inpatient -PO101</b>  |                             |   |                  |
| -FFY 2012p   | 1021                        | 863                                       | 84.5%            |
| -FFY 2011  | 1137                        | 935                                       | 82.2%            |
| -FFY 2010  | 1162                        | 977                                       | 84.1%            |
| <b>Emergency - TOT223E</b>   |                             |   |                  |
| -FFY 2012p   | 7935                        | 6403                                      | 80.7%            |
| -FFY 2011  | 8681                        | 6869                                      | 79.1%            |
| -FFY 2010  | 8909                        | 7050                                      | 79.1%            |
| <b>Outpatient (No ER) - TOT223E</b>  |                             |   |                  |
| -FFY 2012p   | 28533                       | 23747                                     | 83.2%            |
| -FFY 2011  | 30763                       | 25717                                     | 83.6%            |
| -FFY 2010  | 30080                       | 24844                                     | 82.6%            |
| FFY 2112p = Prorated values Q411-Q312  |                             |   |                  |
| Source: KS Hospital Assoc  |                             |   |                  |

The following chart (calendar of events) outlines approved Atchison Hospital Association's CHNA roles & responsibilities:

| <b>Atchison KS CHNA Work Plan</b>        |                            |             |   |
|--|----------------------------|-------------|---|
| <b>Project Timeline &amp; Roles 2013</b> |                            |             |   |
| <b>Step</b>                              | <b>Date (Start-Finish)</b> | <b>LEAD</b> | <b>Task</b>   |
| 1  | 12/1/2012                  | VV / Atch   | Held CHNA Overview meeting with Atchison Hospital CEO/Marketing Director. Reviewed Basic plus option.   |
| 2  | 1/8/2013                   | J Jacobson  | Signed VV CHNA project quote, emailed back to VV  |
| 3  | 1/8/2013                   | VV / Atch   | Prepare Draft Paper/online CHNA survey. VVV will send out paper file for review   |
| 4  | 1/8/2013                   | VV          | Send out REQCoimmInvite Excel file plus SchoolHealthdata Excel file for AH input.   |
| 5  | 1/8/2013                   | VV          | Buy Household for Atchison Hosp PSA area - PO box addresses   |
| 6  | 1/17/2013                  | VV / Atch   | Hold CHNA Kickoff Conference call with TC Roberts (Marketing Director)  |
| 7  | 1/17/2013                  | VV / Atch   | Request Atchison Hospital CFO to send FFY 12, 11 and 10 KHA patient origin data reports to document service area. Need PO101, PO103, PO102E and TOT223E |
| 8  | 1/17/2013                  | VV / Atch   | Prepare/send out PR story to local media announcing upcoming CHNA work (general story)  |
| 9  | 1/29/2013                  | VV / Atch   | Prepare/send out PR story to local media Requesting CHNA survey participation by 2/28/13  |
| 10                                       | Friday 2/1/13 Surveys Out  | VVV         | FIELD WORK Mail CHNA Primary Research (Paper survey with online link) to PSA residents. Send 1000 per PSA want 250 returns DUE DATE 2/28                |
| 11                                       | Monday 2/25/13             | Atch        | Prepare/send out Community TOWN HALL invite letter. (Use Atch Hosp PSA Required data file - joint signature (2). Use VVV letter sample format.)         |
| 12                                       | Friday 3/22/13             | VV / Atch   | Conduct CHNA conference call TBD. Review Town Hall Secondary Research data (10 TABS) + Town Hall ppt.   |
| 13                                       | THURS 3/28/2013            | VV          | Conduct CHNA Town Hall. Dinner 5:30-7pm XXX Conf Room) Review Basic plus CHNA info and uncover community needs.   |
| 14                                       | On or before May15, 2013   | VV          | Complete Analysis - Release Draft 1- seek feedback from County Leaders (Hospital & Health Dept.)  |
| 15                                       | On or before June 15, 2013 | VV          | Produce & Release final CHNA report. Post CHNA online.  |
| 16                                       | After 6/15/13              | Atch        | Hold Board Meetings discuss CHNA needs, create & adopt an implementation plan/strategy and communicate CHNA plan to community.                          |

To meet IRS aligned CHNA requirements, a four-phase methodology was reviewed and approved as follows:

**Phase I – Discovery:** Conduct a 30 minute conference call with CHNA hospital client and County Health Department. Review / confirm CHNA calendar of events, explain / coach client to complete required participants database and schedule / organize all Phase II activities.

**Phase II – QUALIFY Community Need:**

A) Conduct secondary research to uncover the following historical community health status for PSA. Use KS Health Matters, a joint venture between KHA and KHDE, Vital Statistics, County Health Rankings, etc. to document “current state” of county health organized as follows:



|   |
|---|
| <b>TAB 1. Demographic Profile</b>                 |
| <b>TAB 2. Economic/Business Profile</b>           |
| <b>TAB 3. Educational Profile</b>                 |
| <b>TAB 4. Maternal and Infant Health Profile</b>  |
| <b>TAB 5. Hospitalization / Providers Profile</b> |
| <b>TAB 6. Behavioral Health Profile</b>           |
| <b>TAB 7. Risk Indicators &amp; Factors</b>       |
| <b>TAB 8. Uninsured Profile</b>                   |
| <b>TAB 9. Mortality Profile</b>                   |
| <b>TAB 10. Preventative Quality Measures</b>      |

B) Gather historical primary research to uncover public health needs, practices and perceptions for hospital primary service areas.

**Phase III – QUANTIFY Community Need:** Conduct 90 minute Town Hall meeting with required county PSA residents. (Note: At each Town Hall meeting, CHNA secondary data will be reviewed, facilitated group discussion will occur, and a group ranking activity to determine the most important community health needs will be administered.

**Phase IV - Complete data analysis & create comprehensive Community Health Needs Assessment.** Post CHNA report findings to meet IRS CHNA criteria.

After consideration of CHNA stakeholders (sponsoring hospital & local health department) the CHNA Basic option was selected with the following project schedule:

|  |                |
|--|----------------|
| Phase I: Discovery.....                      | Jan 2013       |
| Phase II: Secondary Research .....           | Jan-Feb 2013   |
| Phase III: Town Hall Meeting.....            | March 28, 2013 |
| Phase IV: Prepare / Release CHNA report..... | June 2013      |



Detail CHNA development steps include:

|  | <b>Suggested Development Steps</b>  |
|--|---|
| <b>Step # 1<br/>Commitment</b>                                 | <b><i>Determine interest level of area healthcare leaders (Hospital, Health Dept, Schools, Churches, Physicians etc), hold community meeting.</i></b>   |
| <b>Step # 2<br/>Planning</b>                                   | <b><i>Prepare brief Community Health Needs Assessment Plan - list goals, objectives, purpose, outcome, roles, community involvement, etc. Hold Community Kick-off meeting.</i></b>  |
| <b>Step # 3<br/>Secondary<br/>Research</b>                     | <b><i>Collect &amp; Report Community Health Published Facts. Gather data health practice data from published secondary research sources i.e. census, county health records, behavioral risk factors surveillance, etc.</i></b>  |
| <b>Step # 4a<br/>Primary<br/>Research</b>                      | <b><i>Conduct Community Roundtable (Qualitative Research). Review Secondary Research (Step3) with Community Stakeholders. Gather current opinions and identify health needs.</i></b>  |
| <b>Step # 4b<br/>Primary<br/>Research<br/>&lt;Optional&gt;</b> | <b><i>Collect Community Opinions. (Quantitative Research). Gather current opinions (Valid sample size) regarding community health needs and healthcare practices. If appropriate, conduct Physician Manpower Assessment to determine FTE Physician need by specialty.</i></b> |
| <b>Steps # 5<br/>Reporting</b>                                 | <b><i>Prepare/Present comprehensive Community Health Needs Assessment report (to community leaders) with Recommended Actions to improve health. &lt; Note: Formal report will follow IRS Notice 2011-52 regs &gt;</i></b>   |
|  | VVV Research & Development INC 913 302-7264   |

## Overview of Town Hall Community Priority Setting Process

Each community has a wealth of expertise to be tapped for CHNA development. For this reason, a town hall is the perfect forum to gather community insight and provide an atmosphere to objectively consensus build and prioritize county health issues.

All Town Hall priority-setting and scoring processes involve the input of key stakeholders in attendance. Individuals and organizations attending the Town Halls were critically important to the success of the CHNA. The following list outlines partners invited to Town Hall: local hospital, public health community, mental health community, free clinics, community-based clinics, service providers, local residents, community leaders, opinion leaders, school leaders, business leaders, local government, faith-based organizations and persons (or organizations serving them), people with chronic conditions, uninsured community members, low income residents, and minority groups.

Atchison County's Town Hall was held over dinner on Thursday March 28th, 2013, at the hospital cafeteria. Vince Vandelaar and Lyndsey Ogle facilitated this 1 ½ hour session with thirty eight (38) community attendees. (Note: a detail roster of Town Hall attendees is listed in Section V a.)

The following Town Hall agenda was conducted:

1. Welcome & Introductions
2. Review purpose for the CHNA Town Hall and roles in the process
3. Present / Review of historical County Health Indicators (10 TABS)
4. Facilitate Town Hall participant discussion of data (probe health strengths / concerns). Reflect on size and seriousness of any health concerns cited and discuss current community health strengths.
5. Engage Town Hall participants to rank health needs (using 4 dots to cast votes on priority issues). Tally & rank top community health concerns cited.
6. Close meeting by reflecting on the health needs / community voting results. Inform participants on "next steps".

At the end of each Town Hall session, VVW encouraged all community members to continue to contribute ideas to both hospital and health department leaders via email or personal conversations.

< NOTE: To review detail Town Hall discussion content, please turn to Section V for detail notes of session and activity card content reporting of open end comments.>

## Community Health Needs Assessment Atchison County KS Town Hall Meeting on behalf of Atchison Hospital

**Vince Vandelaar, MBA**  
VVV Marketing & Development INC.  
Owner and Adjunct Marketing Professor

Olathe, Kansas 66061  
vmlvandelaar@aol.com

www.vandelaarmarketing.com  
913-302-7264

## Community Health Needs Assessment (CHNA) Town Hall Discussion Agenda

- I. Opening / Introductions (10 mins)
- II. Review CHNA Purpose & Process (10 mins)
- III. Review Current County "Health Status" --  
Secondary Data by 10 TAB Categories  
Review Primary Research Results (35 mins)
- IV. Collect Community Health Perspectives Hold  
Community Voting Activity: Determine MOST Important Health  
areas. (30 mins)
- V. Close / Next Steps (5 mins)

VVV Marketing & Development INC.

### I. Introduction:

Background and Experience



**Vince Vandelaar MBA, VVV Marketing & Development INC**  
Principal Consultant, Olathe, KS 913 302-7264

- > – Professional Consulting Services: Strategic Planning, Marketing Management, Business Research & Development Focus: Strategy, Research, Deployment
  - > – Over 25 years of experience with Tillinghast, BCBSKC, Saint Luke's
- Adjunct Professor - Marketing / Health Admin.- 24 years +**
- > Webster University (1988 – present)
  - > Rockhurst University (2010 – present)

□ **Lyndsey Ogle MA, Planning Analyst**

### Town Hall Participation (You)

- ALL attendees welcome to share.
  - Parking Lot
- There are no right or wrong answers.
- Only one person speaks at a time.
- Please give truthful responses.
- Have a little fun along the way.

## I. Introductions: a conversation with the community. Community members and organizations invited to CHNA Town Hall

**Consumers:** Uninsured/underinsured people, Members of at-risk populations, Parents, caregivers and other consumers of health care in the community, and Consumer advocates.

**Community leaders and groups:** The hospital organization's board members, Local clergy and congregational leaders, Presidents or chairs of civic or service clubs - Chamber of Commerce, veterans' organizations, Lions, Rotary, etc., Representatives from businesses - owners/CEO's of large businesses (local or large corporations with local branches), Business people & merchants (e.g., who sell tobacco, alcohol, or other drugs), Representatives from organized labor, Political, appointed and elected officials, Foundations, United Way organizations. And other "community leaders."

**Public and other organizations:** Public health officials, Directors or staff of health and human service organizations, City/Community planners and development officials, Individuals with business and economic development experience, Welfare and social service agency staff, Housing advocates - administrators of housing programs: homeless shelters, low-income-family housing and senior housing, Education officials and staff - school superintendents, principals and teachers, Public safety officials, Staff from state and area agencies on aging, Law enforcement agencies - Chiefs of police, Local colleges and universities, Coalitions working on health or other issues.

**Other providers:** Physicians, Leaders in other not-for-profit health care organizations, such as hospitals, clinics, nursing homes and home-based and community-based services, Leaders from Catholic Charities and other faith-based service providers, Mental health providers, Oral health providers, Health insurers, Parish and congregational nursing programs, Other health professionals

## II. Purpose: Why conduct Community Health Needs Assessment?

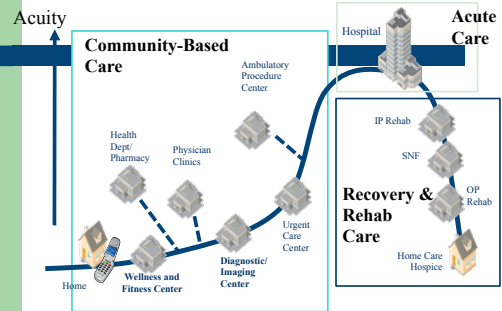
- To determine health-related trends and issues of the community.
- To understand/evaluate health delivery programs in place.
- To develop strategies to address unmet health needs.
- To meet Federal requirements - both local hospital & Health Department.

## II. Review CHNA Definition

A Community Health Needs Assessment (CHNA) is a systematic collection, assembly, analysis, and dissemination of information about the health of the community. *<NOTE: Some the data has already been collected (published) by local, state and federal public health organizations. Some data will be collected today.>*

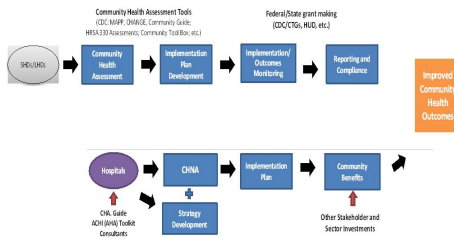
CHNA's role is to identify factors that affect the health of a population and determine the availability of resources to adequately address those factors.

## Future System of CARE Sg2



IP = inpatient; SNF = skilled nursing facility; OP = outpatient.

## Community Health Needs Assessment Joint Process: Hospital & Health Department



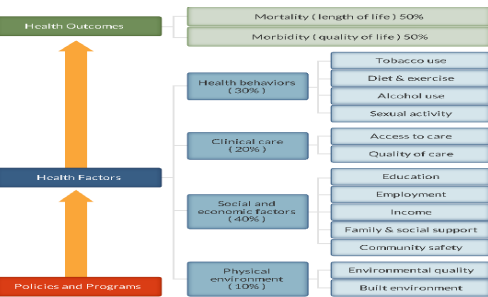
## II. Required Written Report IRS 990 Documentation .....

- a **description of the community served**
- a **description of the CHNA process**
- the **identity of any and all organizations & third parties** which collaborated to assist with the CHNA;
- a **description of how** the organization considered the input of persons representing the community (*e.g., through meetings, focus groups, interviews, etc.*), who those persons are, and their qualifications;
- a **prioritized description of all of the community needs identified by the CHNA** and
- a **description of the existing health care facilities and other resources within the community** available to meet the needs identified through the CHNA.

## III. Review Current County "Health Status" – Secondary Data by 10 TAB Categories plus IA State Rankings

|  |
|--|
| TAB 1. Demographic Profile                 |
| TAB 2. Economic/Business Profile           |
| TAB 3. Educational Profile                 |
| TAB 4. Maternal and Infant Health Profile  |
| TAB 5. Hospitalization / Providers Profile |
| TAB 6. Behavioral Health Profile           |
| TAB 7. Risk Indicators & Factors           |
| TAB 8. Uninsured Profile                   |
| TAB 9. Mortality Profile                   |
| TAB 10. Preventative Quality Measures      |

## County Health Rankings from The Robert Wood Johnson Foundation & University of WI Health Institute



**IV. Collect Community Health Perspectives**  
**Ask your opinion. Your thoughts?**

- 1) **Today: What are the *strengths* of our community that contribute to health**
- 2) **Today: Are there healthcare services in your community / neighborhood that you feel *need to be improved and / or changed?***
- 3) **Tomorrow: What is occurring or might occur *that affects the health of our community?***

**V. Have we forgotten anything ?**

- |                                |                                    |
|--------------------------------|------------------------------------|
| a. Aging Services              | m. Hospice                         |
| b. Chronic Pain Management     | n. Hospital Services               |
| c. Dental Care/Oral Health     | o. Maternal, Infant & Child Health |
| d. Developmental Disabilities  | p. Nutrition                       |
| e. Domestic Violence,          | q. Pharmacy Services               |
| f. Early Detection & Screening | r. Primary Health Care             |
| g. Environmental Health        | t. Public Health                   |
| h. Exercise                    | u. School Health                   |
| i. Family Planning             | v. Social Services                 |
| l. Food Safety                 | w. Specialty Medical Care Clinics  |
| j. Health Care Coverage        | x. Substance Abuse                 |
| k. Health Education            | y. Transportation                  |
| l. Home Health                 | z. Other _____                     |

**Community Health Needs Assessment**

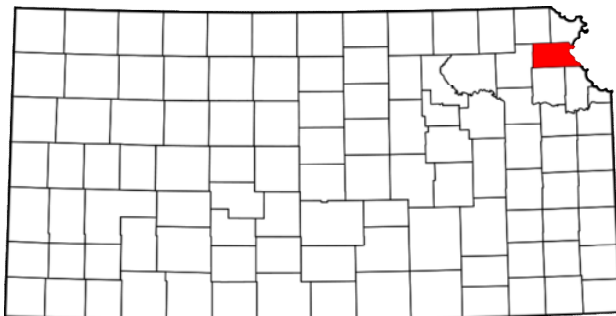
**Questions  
 Next Steps ?**

VVV Research & Development INC.  
[vmlvandehaar@aol.com](mailto:vmlvandehaar@aol.com)  
 913 302-7264

## II. Methodology

### d. Community Profile (a description of community served)

#### **Atchison County KS Community Profile**



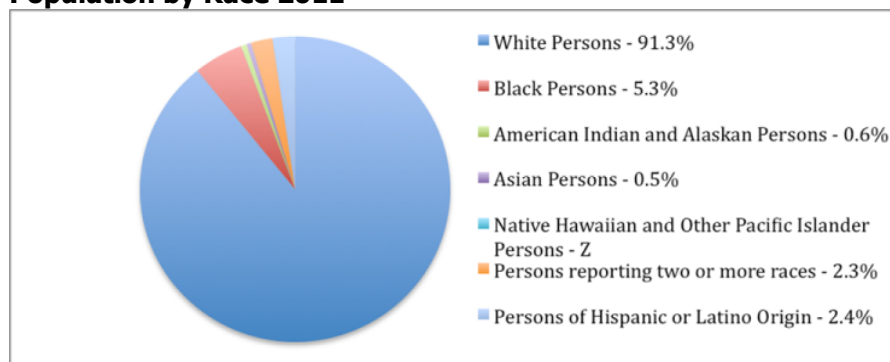
#### **Demographics**

The population of Atchison County was estimated to be 16,924 in 2011, and had a 1.1% change in population from 2010–2011.<sup>1</sup>

The county covers 431.17 square miles and this area is home to Amelia Earhart Museum, Benedictine College and Atchison Rail Museum.<sup>2</sup> The county has an overall population density of 39.3 persons per square mile, compared to the State average of 34.9 persons per square mile.<sup>3</sup>

The county is located in North Eastern Kansas and its economy is based on educational, health and social services (27.2%), and manufacturing (18.1%).<sup>4</sup> The county was founded in 1855 and the county seat is Atchison.<sup>5</sup>

#### **Population by Race 2011<sup>6</sup>**



<sup>1</sup> [http://quickfacts.census.gov/qfd/maps/kansas\\_map.html](http://quickfacts.census.gov/qfd/maps/kansas_map.html)

<sup>2</sup> <http://www.skyways.org/counties/AT/>

<sup>3</sup> [http://quickfacts.census.gov/qfd/maps/kansas\\_map.html](http://quickfacts.census.gov/qfd/maps/kansas_map.html)

<sup>4</sup> [http://www.city-data.com/county/Atchison\\_County-KS.html](http://www.city-data.com/county/Atchison_County-KS.html)

<sup>5</sup> [https://en.wikipedia.org/wiki/XXXX\\_County,\\_Kansas](https://en.wikipedia.org/wiki/XXXX_County,_Kansas)

<sup>6</sup> [http://quickfacts.census.gov/qfd/maps/kansas\\_map.html](http://quickfacts.census.gov/qfd/maps/kansas_map.html)

## Major Ground Transportation

The major highway transportation in Atchison is U.S. Route 59, U.S. Route 73, U.S. Route 159, Kansas Highway 7, Highway 9, Kansas Highway 116.<sup>7</sup>

**Homeownership** in Atchison County is 69.1% and is on par with state average of 69%. Median price of an owner-occupied home in Atchison County is \$87,600 as compared to than the state median value of \$125,500.<sup>8</sup>

**Employment** in Atchison County resulted in a median household income of \$44,433 from 2007-2011 versus the state median household income of \$50,594.<sup>9</sup>

As of December 2012 the average unemployment rate in Atchison County was 6.8%.<sup>10</sup>

---

<sup>7</sup> [https://en.wikipedia.org/wiki/XXXX\\_County,\\_Kansas](https://en.wikipedia.org/wiki/XXXX_County,_Kansas)  
<sup>8</sup> [http://quickfacts.census.gov/qfd/maps/kansas\\_map.html](http://quickfacts.census.gov/qfd/maps/kansas_map.html)  
<sup>9</sup> [http://quickfacts.census.gov/qfd/maps/kansas\\_map.html](http://quickfacts.census.gov/qfd/maps/kansas_map.html)  
<sup>10</sup> [www.google.com/publicdata](http://www.google.com/publicdata)



| Detail Demographic Profile Atchison County KS |           |          |             |        |       |            |        |          |            |
|---|-----------|----------|-------------|--------|-------|------------|--------|----------|------------|
| ZIP   | NAME      | County   | Population: |        |       | Households |        |          | Per Capita |
|   |           |          | Yr2011      | Yr2016 | Chg   | Yr2011     | Yr2016 | Avg Size | Income 11  |
| 66002   | ATCHISON  | ATCHISON | 13504       | 13427  | -0.6% | 4901       | 4871   | 2.5      | \$18,878   |
| 66016   | CUMMINGS  | ATCHISON | 557         | 510    | -8.4% | 218        | 202    | 2.6      | \$22,608   |
| 66023   | EFFINGHAM | ATCHISON | 1143        | 1144   | 0.1%  | 453        | 454    | 2.5      | \$19,835   |
| 66041   | LANCASTER | ATCHISON | 784         | 747    | -4.7% | 303        | 291    | 2.6      | \$21,467   |
| 66058   | MUSCOTAH  | ATCHISON | 429         | 432    | 0.7%  | 166        | 168    | 2.6      | \$19,835   |
| Totals  |           |          | 16,417      | 16,260 | -1.0% | 6,041      | 5,986  | 2.5      | \$20,525   |

| ZIP    | NAME      | County   | Population 2011: |        |       | GenX  | MALES | FEMALES | Females  |
|--------|-----------|----------|------------------|--------|-------|-------|-------|---------|----------|
|        |           |          | Yr2011           | POP65p | %     |       |       |         | Age20_35 |
| 66002  | ATCHISON  | ATCHISON | 13504            | 2061   | 15.3% | 4149  | 6482  | 7022    | 1774     |
| 66016  | CUMMINGS  | ATCHISON | 557              | 95     | 17.1% | 104   | 291   | 266     | 45       |
| 66023  | EFFINGHAM | ATCHISON | 1143             | 197    | 17.2% | 235   | 587   | 556     | 110      |
| 66041  | LANCASTER | ATCHISON | 784              | 138    | 17.6% | 166   | 398   | 386     | 74       |
| 66058  | MUSCOTAH  | ATCHISON | 429              | 67     | 15.6% | 93    | 220   | 209     | 41       |
| Totals |           |          | 16,417           | 2,558  | 15.6% | 4,747 | 7,978 | 8,439   | 2,044    |

| ZIP    | NAME      | County   | Population 2011: |       |      |          | Amer IN  | Average | Hholds | HH \$50K+ |
|--------|-----------|----------|------------------|-------|------|----------|----------|---------|--------|-----------|
|        |           |          | White            | Black | Hisp | HH Inc11 |          | Yr2011  | Income |           |
| 66002  | ATCHISON  | ATCHISON | 12080            | 827   | 337  | 77       | \$48,549 | 4901    | 1797   |           |
| 66016  | CUMMINGS  | ATCHISON | 537              | 9     | 4    | 3        | \$57,765 | 218     | 120    |           |
| 66023  | EFFINGHAM | ATCHISON | 1105             | 11    | 21   | 7        | \$50,046 | 453     | 196    |           |
| 66041  | LANCASTER | ATCHISON | 762              | 2     | 7    | 4        | \$55,545 | 303     | 148    |           |
| 66058  | MUSCOTAH  | ATCHISON | 418              | 1     | 6    | 2        | \$51,261 | 166     | 70     |           |
| Totals |           |          | 14,902           | 850   | 375  | 93       | \$52,633 | 6,041   | 2,331  |           |

Source: ERSA Demographics

# **III. Community Health Status**

---

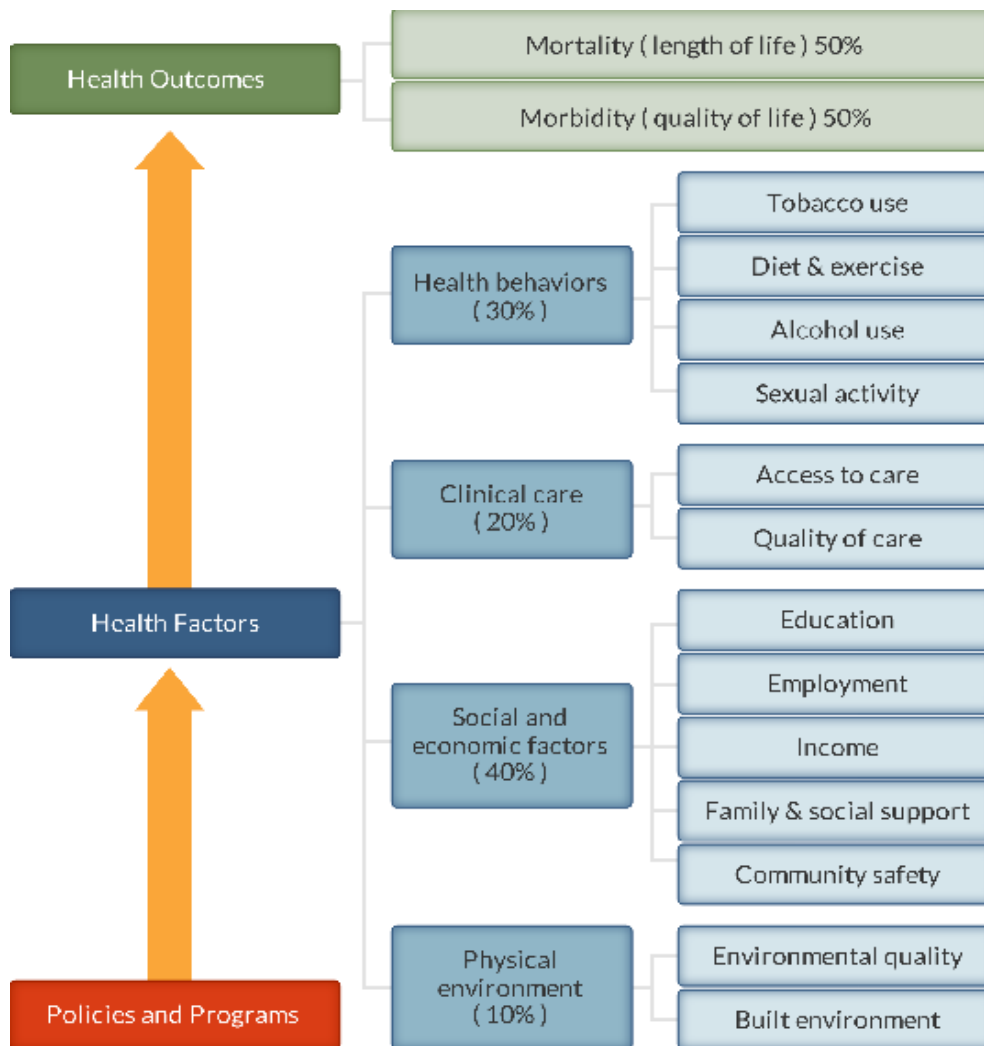
**[VVV Research & Development INC]**

## II. Community Health Status

### a. Historical Health Statistics

#### Health Status Profile – Atchison County KS

This section of the CHNA reviews published quantitative community health indicators and results of our recent CHNA Town Hall. To produce this profile, VV Research & Development staff analyzed data from multiple sources. This analysis focuses on a set of published health indicators organized by ten areas of focus (10 TABS), results from the 2012 County Health Rankings and conversations from Town Hall primary research. (Note: The Robert Wood Johnson Foundation collaborates with the University of Wisconsin Population Health Institute to release annual *County Health Rankings*. As seen below in model, these rankings are based on a number of health factors.)



County Health Rankings model ©2012 UWPHI

The County Health

## National State Health Rankings

| #   | KS Rank - 105 counties    | Definitions  | Atchison CO | Trends | CAH KS 12 |
|---|---------------------------|--|-------------|--------|-----------|
| 1   | Physical Environment      | Environmental quality (Air/Water/Food etc)                             | 33          |        | 62        |
| 2   | Health Factors            |  | 92          |        | 41        |
|   | Clinical Care             | Access to care / Quality of Care                                       | 25          |        | 57        |
|   | Social & Economic Factors | Education, Employment, Income, Family/Social support, Community Safety | 95          |        | 37        |
| 3   | Health Outcomes           |  | 46          |        | 42        |
|   | Health Behaviors          | Tobacco Use, Diet/Exercise, Alcohol Use, Sexual Activity               | 96          |        | 43        |
|   | Morbidity                 | Quality of life  | 54          |        | 39        |
|   | Mortality                 | Length of life   | 30          |        | 42        |
| <a href="http://www.countyhealthrankings.org">http://www.countyhealthrankings.org</a>   |                           |  |             |        |           |
| CAH KS 12 includes Atchison, Anderson, Harper, Pottawatomie, Philips, Norton, Gove, Decatur, Pawnee, Kiowa, Thomas and Trego. |                           |  |             |        |           |

## Secondary Research

When considering the state of community health, it's important to review published health data by topic area. Below is a summary of key TABS of information collected:

**Tab 1: Demographic Trends** The following table reflects community profile:

| #  | Population History Vital Statistics   | YR 2006  | YR 2007 | YR 2008     | YR 2009  | YR 2010 | % Change 2006-2010 |
|----|---|----------|---------|-------------|----------|---------|--------------------|
|    | Atchison County Population  | 16,745   | 16,571  | 16,481      | 16,411   | 16,924  | 1.1%               |
| #  | People QuickFacts   | Atchison | Trend   | State of KS | CAHKS 12 |         |                    |
| 1  | Population, 2010  | 16,924   |         | 2,853,118   | 6,649    |         |                    |
| 2  | Persons under 5 years, percent, 2011  | 6.4%     |         | 7.1%        | 6.0%     |         |                    |
| 3  | Persons under 18 years, percent, 2011   | 24.1%    |         | 25.2%       | 22.8%    |         |                    |
| 4  | Persons 65 years and over, percent, 2011  | 15.4%    |         | 13.3%       | 19.9%    |         |                    |
| 5  | Female persons, percent, 2011   | 51.3%    |         | 50.3%       | 49.3%    |         |                    |
| 6  | White persons, percent, 2011 (a)  | 91.3%    |         | 87.4%       | 95.5%    |         |                    |
| 7  | Black persons, percent, 2011 (a)  | 5.3%     |         | 6.1%        | 1.1%     |         |                    |
| 8  | American Indian and Alaska Native persons, % 2011 (a)                           | 0.6%     |         | 1.2%        | 0.5%     |         |                    |
| 9  | White persons not Hispanic, percent, 2011                                       | 89.1%    |         | 77.8%       | 93.6%    |         |                    |
| 10 | Land area in square miles, 2010   | 431.17   |         | 81,758.72   | 857      |         |                    |
| 11 | Persons per square mile, 2010   | 39.3     |         | 34.9        | 7.7      |         |                    |
| 12 | Living in same house 1 year & over, 2005-2009                                   | 89.4%    |         | 82.7%       | 86.0%    |         |                    |
| 13 | Foreign born persons, percent, 2006-2010  | 0.4%     |         | 6.5%        | 1.5%     |         |                    |
|    | <a href="http://www.countyhealthrankings.org">/www.countyhealthrankings.org</a> | Atchison | Trend   | State of KS | CAHKS 12 |         |                    |
| 1  | Children in single-parent households  | 32%      |         | 28%         | 22%      |         |                    |

Tab 1: Demographic Trends (Con't)

| #  | People QuickFacts   | Atchison | Trend | State of KS | CAHKS 12 |
|--|---|----------|-------|-------------|----------|
| 1  | Veterans, 2007-2011   | 1,271    |       | 222,477     | 581      |
| 2  | Mean travel time to work (minutes), workers age 16+, 2007-2011          | 19.3     |       | 18.9        | 14.9     |
| 3  | Housing units, 2011   | 6,978    |       | 1,237,651   | 3,076    |
| 4  | Homeownership rate, 2007-2011   | 69.1%    |       | 69.0%       | 74%      |
| 7  | Language other than English spoken at home, % age 5+, 2007-2011         | 2.5%     |       | 10.7%       | 3.3%     |
| #  | HealthMatters.com Categories  | Atchison | Trend | State of KS | CAHKS 12 |
| 1  | Ratio of Children to Adults (% children to adults)                      | 31.2     |       | 31.6        | 29.7     |
| 2  | Ratio of Elderly Persons to Adults (% elderly to adults)                | 23.6     |       | 19.7        | 32.2     |
| #  | People QuickFacts   | Atchison | Trend | KS          | CAHKS 12 |
| 1  | Households, 2007-2011   | 6,096    |       | 1,104,479   | 2,587    |
| 2  | Persons per household, 2007-2011  | 2.58     |       | 2.49        | 2.2      |
| 3  | Per capita money income in the past 12 months (2011 dollars), 2007-2011 | \$21,461 |       | \$26,545    | \$20,959 |
| 4  | Median household income, 2007-2011                                      | \$44,433 |       | \$50,594    | \$41,516 |
| 5  | Persons below poverty level, percent, 2007-2011                         | 13.0%    |       | 12.6%       | 12.0%    |
| 6  | People Living 200% Above Poverty Level (%)                              | 61.3     |       | 68.8        | 66.6     |
| 7  | People 65+ Living Below Poverty Level (%)                               | 9.3      |       | 8.1         | 7.1      |
| 8  | People 65+ Living Alone (%)   | 26.3     |       | 30.1        | 28.1     |
| Source U.S. Census Bureau: State and County QuickFacts. Data derived from Population Estimates, American Community Survey, Census of Population and Housing, Small Area Income and Poverty Estimates, State and County Housing Unit Estimates, County Business Patterns, Nonemployer Statistics, Economic Census, Survey of Business Owners, Building Permits, Consolidated Federal Funds Report |   |          |       |             |          |

Tab 2: Economic and Business Trends

| #  | Business QuickFacts www.healthmatters.com            | Atchison CO | Trend | Kansas    | CAHKS 12  |
|----|--|-------------|-------|-----------|-----------|
| 1  | Private nonfarm establishments, 2010                 | 368         |       | 74,301    | 207       |
| 2  | Private nonfarm employment, 2010                     | 5,686       |       | 1,127,160 | 1,921     |
| #  | HealthMatters.com Categories                         | Atchison CO | Trend | Kansas    | CAHKS 12  |
| 1  | Unemployed Workers in Civilian Labor Force (%)       | 6.5         |       | 6.2       | 6.4       |
| 2  | Per Capita Income (\$)                               | \$20,995    |       | \$25,907  | \$ 21,362 |
| 3  | Retail sales per capita, 2007                        | \$7,912     |       | \$12,444  | 10,056    |
| 4  | Median Household Income (\$)                         | \$44,175    |       | \$49,424  | \$ 40,567 |
| 5  | Families Living Below Poverty Level (%)              | 9.0%        |       | 8.4%      | 6.9%      |
| 6  | Children Living Below Poverty Level (%)              | 16.3%       |       | 16.2%     | 13.5%     |
| 7  | Renters Spending 30% or More of HH Income (%)        | 37.1%       |       | 44.4%     | 32.3%     |
| 8  | Liquor Store Business Density (per 1,000 population) | 11.8        |       | 21.8      | 36.4      |
| 9  | Average Monthly WIC Caseload (per 1,000 pop)         | 27.4%       |       | 26.2%     | 25.6%     |
| 10 | Households with Public Assistance (%)                | 3.4%        |       | 2.3%      | 1.6%      |
| 11 | Homeownership (%)                                    | 59.2        |       | 62.6      | 58.6      |
| 12 | Foreclosure Rate (%)                                 | 6.3         |       | 3.5       | 3.9       |
| 13 | Households without a Vehicle (%)                     | 8.70%       |       | 5.20%     | 3.9%      |
| 14 | Rate of Violent Crime (per 1,000 population)         | 3.2         |       | 4.0       | 1.6       |

**Tab 3: Educational Trends** Currently school districts are providing on site primary health screenings and basic care.

| #  | Indicators  | USD 409<br>Atchison                      |       | USD 377<br>Effingham |          |
|----|---|--|-------|----------------------|----------|
| 1  | Total # Public School Nurses  | 2  |       | 100.0%               |          |
| 2  | School Nurse is part of the IEP team  | Yes                                      |       | YES                  |          |
| 3  | School Wellness Plan (Active)   | Yes                                      |       | YES                  |          |
| 4  | VISION: # Screened / Referred to Prof / Seen by Professional                                    | 1013/148/89                              |       | 452/5/3              |          |
| 5  | HEARING: # Screened / Referred to Prof / Seen by Professional                                   | 898/87/57                                |       | 452/3/2              |          |
| 6  | ORAL HEALTH: # Screened / Referred to Prof / Seen by Professional                               | 1717/156/78                              |       | 57/2/2               |          |
| 7  | SCOLIOSIS: # Screened / Referred to Prof / Seen by Professional                                 | 0/0/0                                    |       | 0/0/0                |          |
| 8  | # of Students served with no identified chronic health concerns                                 | 13,573<br>contacts 977<br>non-duplicated |       | 4,037                |          |
| 9  | School has a suicide prevention program   | Procedures                               |       | no                   |          |
| 10 | Compliance on required vaccinations (%)   | 98.5%                                    |       | 100.0%               |          |
| #  | Healthmatters.com Categories  | Atchison Co                              | Trend | KS                   | CAHKS 12 |
| 1  | Student-to-Teacher Ratio (% Student / Teacher)  | 13.4%                                    |       | 13.7%                | 11.4%    |
| 2  | Students Eligible for the Free Lunch Program (%)  | 47.2%                                    |       | 47.4%                | 27.6%    |
| 3  | Poverty Status by School Enrollment (%)   | 11.3%                                    |       | NA                   | 9.4%     |
| #  | Indicator <a href="http://www.countyhealthrankings.org">http://www.countyhealthrankings.org</a> | Atchison Co                              | Trend | KS                   | CAHKS 12 |
| 1  | High school graduation  | 77%                                      |       | 80.0%                | 91.0%    |
| 2  | Some college  | 51%                                      |       | 66.0%                | 59.3%    |

**Tab 4: Maternal and Infant Trends** Tracking maternal & infant care patterns are vital in understanding the foundation of family health.

| # | Vital Statistics: Maternal and Infant Health Profile, 2010  | Atchison | Trend | State of KS | CAHKS 12 |
|---|---|----------|-------|-------------|----------|
| 1 | Total Live Births, 2006-2010 - Five year Rate (%)           | 13.2%    |       | 14.7%       | 13.2%    |
| 2 | Percent Premature (<37 weeks)                               | 9.8%     |       | 8.8%        | 9.7%     |
| 3 | Percentage of Mothers Who Initiate Breastfeeding            | 59.6%    |       | 77.2%       | 73.6%    |
| # | HealthMatters.com Categories                                | Atchison | Trend | State of KS | CAHKS 12 |
| 1 | Number of Births per 1,000 Population (per 1000 population) | 13.2     |       | 14.6        | 11.8     |
| 2 | Births Occurring to Teens per 1,000 Population (per 1000)   | 12.9     |       | 10.1        | 9.2      |
| 3 | Percent of WIC Mothers Breastfeeding Exclusively (%)        | 10.9     |       | 9.4         | 18.5     |
| 4 | Percent of Births with Low Birth Weight (%)                 | 8.3      |       | 7.2         | 8.1      |
| 5 | Percent of Births with Inadequate Birth Spacing (%)         | 13.6     |       | 12.4        | 13.7     |
| 6 | % of Births Where Prenatal Care began in First Trimester    | 72.4     |       | 74.1        | 75.4     |
| 7 | % of births Where Mother Smoked During Pregnancy            | 28.0     |       | 15.4        | 18.5     |
| 8 | Percent of Births Occurring to Unmarried Women (%)          | 44.3     |       | 37.7        | 29.3     |

**Tab 5: Hospitalization and Provider Profiles** Understanding provider access and disease patterns are fundamental in healthcare delivery. Listed below are several vital county statistics.

| Kansas Hospital Assoc PO103   | Atchison County (ALL)         |         |          |          | Trend |
|---|-------------------------------|---------|----------|----------|-------|
|   | FFY2009                       | FFY2010 | FFY2011  | FFY2012p |       |
| Total Discharges  | 2248                          | 2170    | 2105     | 2019     |       |
| Total IP Discharges-Age 0-17 Peds   | 78                            | 90      | 97       | 100      |       |
| Total IP Discharges-Age 18-44   | 245                           | 235     | 238      | 204      |       |
| Total IP Discharges-Age 45-64   | 505                           | 500     | 445      | 431      |       |
| Total IP Discharges-Age 65-74   | 331                           | 324     | 306      | 287      |       |
| Total IP Discharges-Age 75+   | 535                           | 508     | 524      | 495      |       |
| Psychiatric   | 96                            | 101     | 91       | 87       |       |
| Obstetric   | 240                           | 218     | 209      | 219      |       |
| Newborn   | 218                           | 194     | 195      | 197      |       |
| Surgical %  | 27.0%                         | 28.6%   | 27.5%    | 26.4%    |       |
| Kansas Hospital Assoc PO101   | Atchison County Hospital only |         |          |          | Trend |
|   | FFY2009                       | FFY2010 | FFY2011  | FFY2012p |       |
| Total Discharges  | 1240                          | 1162    | 1137     | 1021     |       |
| Total IP Discharges-Age 0-17 Peds   | 34                            | 23      | 35       | 15       |       |
| Total IP Discharges-Age 18-44   | 128                           | 119     | 116      | 99       |       |
| Total IP Discharges-Age 45-64   | 192                           | 212     | 196      | 164      |       |
| Total IP Discharges-Age 65-74   | 157                           | 144     | 105      | 109      |       |
| Total IP Discharges-Age 75+   | 342                           | 325     | 316      | 275      |       |
| Psychiatric   | 13                            | 8       | 2        | 5        |       |
| Obstetric   | 195                           | 170     | 187      | 183      |       |
| Newborn   | 179                           | 161     | 180      | 172      |       |
| Surgical %  | 12.7%                         | 15.7%   | 15.5%    | 15.0%    |       |
| Kansas Hospital Assoc   | Atchison County Hospital only |         |          |          | Trend |
| OP/OPS/ER TOT223E   | FFY2010                       | FFY2011 | FFY2012p |          |       |
| Emergency Visits  | 8681                          | 8909    | 7935     |          |       |
| OP Surgeries  | 1470                          | 1695    | 1644     |          |       |
| Total OP Visits   | 21,169                        | 21,760  | 20,253   |          |       |
| <a href="http://www.countyhealthrankings.org">http://www.countyhealthrankings.org</a> | Atchison                      | Trend   | KS       | CAHKS 12 |       |
| Pop to serve per Primary care Provider  | 1,489                         |         | 1,244    | 1149     |       |

**Tab 6: Behavioral Health Profile** Behavioral health care provides another important indicator of community health status. Below is a summary of the previous 3 years assistance:

| Source: Kansas Dept of<br>Social & Rehab Services | Atchison County KS |       |       |       |                        |             |             |
|---|--------------------|-------|-------|-------|------------------------|-------------|-------------|
|   | Persons Served     |       |       | Trend | Annual Service Dollars |             |             |
|   | FY 09              | FY 10 | FY 11 |       | FY 2009                | FY 2010     | FY 2011     |
| Substance Abuse (PIHP)                            | 60                 | 45    | 29    |       | \$97,313               | \$98,698    | \$50,744    |
| Mental Health (PAHP)                              | 494                | 524   | 540   |       | \$1,551,486            | \$1,555,173 | \$1,909,604 |
| Home and Community Based Serv                     |                    |       |       |       |                        |             |             |
| Physical Disability                               | 92                 | 82    | 73    |       | \$1,299,808            | \$1,173,273 | \$999,170   |
| Developmental Disability                          | 37                 | 45    | 44    |       | \$1,247,367            | \$1,299,573 | \$1,277,474 |
| Major Services (Average per MM)                   |                    |       |       |       |                        |             |             |
| Temporary Assistance for Families                 | 298                | 390   | 443   |       | \$423,943              | \$539,514   | \$571,571   |
| TANF Employment Services                          | 113                | 142   | 151   |       | \$144,650              | \$150,082   | \$108,661   |
| Child Care Assistance                             | 92                 | 86    | 107   |       | \$337,330              | \$338,886   | \$403,452   |
| Food Assistance                                   | 1,853              | 2,306 | 2,475 |       | \$2,409,657            | \$3,435,049 | \$3,737,355 |
| Energy Assistance (persons)                       | 957                | 1,221 | 1,206 |       | \$330,699              | \$258,866   | \$275,606   |
| General Assistance                                | 47                 | 26    | 22    |       | \$102,743              | \$41,088    | \$35,314    |
| Vocational Rehabilitation Services                | 241                | 360   | 351   |       | \$941,617              | \$1,023,157 | \$1,233,935 |
| Family Preservation (persons)                     | 39                 | 18    | 13    |       | \$147,307              | \$61,906    | \$49,805    |
| Reintegration/Foster Care                         | 34                 | 29    | 29    |       | \$1,025,705            | \$744,061   | \$797,281   |
| Adoption Support                                  | NA                 | 26    | 22    |       | NA                     | \$125,306   | \$89,013    |

**Tab 7: Risk Indicators and Factors** Knowing community health risk factors and disease patterns can aid in the understanding "next steps" to improve health. Being overweight/obese; smoking, drinking in excess, not exercising etc can lead to poor health.

|   | / www.countyhealthrankings.org   | Atchison | Trend | KS          | CAHKS 12 |
|---|--|----------|-------|-------------|----------|
| 1 | Adult obesity  | 33%      |       | 30.0%       | 31%      |
| 2 | Adult smoking  | 26%      |       | 18.0%       | 18%      |
| 3 | Excessive drinking   | 20%      |       | 15.0%       | 12%      |
| 4 | Inadequate social support  | 17%      |       | 16.0%       | 14%      |
| 5 | Physical inactivity  | 31%      |       | 24.0%       | 28%      |
| 6 | Poor mental health days  | 2.8      |       | 2.8         | 2.5      |
| 7 | Poor physical health days  | 2.9      |       | 3.0         | 2.5      |
| # | HealthMatters.com Categories   | Atchison | Trend | KS          | CAHKS 12 |
| 1 | Increased Lead Risk in Housing Rate (%)                                  | 50.0     |       | 28.3        | 45.9     |
| 2 | Air Quality  | NA       |       | NA          | NA       |
| 3 | Water Quality  | NA       |       | NA          | NA       |
| # | HealthMatters.com Categories   | Atchison |       | State of KS | CAHKS 12 |
| 1 | Age-Adjusted Years of Potential Life Lost - Suicide (per 100,000)        | 655.6    |       | 461.5       | 679.8    |
| 2 | Age-Adjusted Years of Potential Life Lost - Traffic Injury (per 100,000) | 798.6    |       | 527         | 1392.3   |
| 3 | Age-Adjusted Years of Potential Life Lost - Diabetes (per 100,000)       | 250.9    |       | 168         | 150.2    |



**Tab 8: Uninsured Profile** Based on synthetic estimations, the number of insured is documented below. Also, the amount of charity care (last 3 years of free care) from area providers is trended below.

|   | <a href="http://www.countyhealthrankings.org">http://www.countyhealthrankings.org</a> | Atchison Co | Trend       | State of KS | CAHKS 12     |
|---|---|-------------|-------------|-------------|--------------|
| 1 | Uninsured   | 17.0%       |             | 17.0%       | 16.8%        |
|   | <b>Atchison County Hospital \$ (000)</b>  | <b>YR10</b> | <b>YR11</b> | <b>YR12</b> | <b>Trend</b> |
| 1 | Bad Debt.. Have Insurance Cant' Pay Bill  | \$5,252     | \$3,502     | \$4,679     |              |
|   |   | <b>YR10</b> | <b>YR11</b> | <b>YR12</b> | <b>Trend</b> |
| 2 | Charity Care .. Free Care given   | \$1,463     | \$2,287     | \$1,115     |              |

**Tab 9: Mortality Profile** The leading causes of county deaths are listed below. Areas of higher than expected are so noted.

| #  | Causes of Death by County of Residence, KS 2010             |          |       |             |       |
|----|---|----------|-------|-------------|-------|
|    | Selected Causes of Death (ICD-10)                           | Atchison | Trend | State of KS | Trend |
|    | All Causes  | 190      |       | 24,428      |       |
| 1  | Major Cardiovascular Diseases                               | 61       |       | 7,504       |       |
| 2  | Diseases of Heart   | 47       |       | 5,404       |       |
| 3  | All Malignant Neoplasms                                     | 44       |       | 5,359       |       |
| 4  | Ischemic Heart Diseases                                     | 30       |       | 3,169       |       |
| 5  | All Other Causes  | 29       |       | 3,961       |       |
| 6  | Other Heart Diseases  | 16       |       | 2,070       |       |
| 7  | Chronic Lower Respiratory Diseases                          | 16       |       | 1,581       |       |
| 8  | Malignant Neoplasms of Digestive Organs                     | 15       |       | 1,290       |       |
| 9  | Malignant Neoplasms of Respiratory and Intrathoracic Organs | 13       |       | 1,539       |       |
| 10 | Cerebral Vascular Diseases                                  | 13       |       | 1,367       |       |
| 11 | Alzheimer's Disease   | 8        |       | 816         |       |
| 12 | Diabetes mellitus   | 7        |       | 655         |       |
| 13 | Other Malignant Neoplasms                                   | 5        |       | 1,138       |       |
| 14 | Pneumonia and Influenza                                     | 5        |       | 552         |       |

**Tab 10: Preventative Quality Measures** The following table reflects future health of county. This information also is an indicator of community awareness of preventative measures.

| <a href="http://www.countyhealthrankings.org">http://www.countyhealthrankings.org</a> |   | Atchison CO | Trend | State of KS | CAHKS 12 |
|---|---|-------------|-------|-------------|----------|
| 1   | Diabetic screening                              | 80%         |       | 85%         | 82%      |
| 2   | Limited access to healthy foods                 | 3%          |       | 7%          | 12%      |
| 3   | Mammography screening                           | 66%         |       | 67%         | 62%      |
| 4   | Poor or fair health (Self Assess)               | 15%         |       | 13%         | 11%      |
| 8   | Access to recreational facilities               | 12%         |       | 10%         | NA       |
| #   | HealthMatters.com Categories                    | Atchison CO | Trend | State of KS | CAHKS 12 |
| 1   | Percent of Infants Fully Immunized at 24 Months | 69.7        |       | 71.7        | 80.1     |
| 2   | Annual check-up visit to PCP (past year)        | NA          |       | NA          | NA       |
| 3   | Annual check-up visit to Dentist (past year)    | NA          |       | NA          | NA       |
| 4   | Annual check-up visit to Eye Doctor (past year) | NA          |       | NA          | NA       |

### Primary Research Findings

Atchison Hospital also requested CHNA primary research to be conducted. In early 2013, 1001 Atchison County area households were randomly selected to participate in either an online and/or mail CHNA survey. (Note: Of the 1000 Atchison County households that were selected, 231 replies were received.)

| ZIP   | City                 | County   | Sample      | ATCH<br>N=231 | %            |
|-------|----------------------|----------|-------------|---------------|--------------|
| 66002 | ATCHISON             | ATCHISON | 823         | 187           | 22.7%        |
| 66023 | EFFINGHAM            | ATCHISON | 74          | 6             | 8.1%         |
| 66041 | LANCASTER            | ATCHISON | 46          | 6             | 13.0%        |
| 66016 | CUMMINGS             | ATCHISON | 33          | 3             | 9.1%         |
| 66058 | MUSCOTAH             | ATCHISON | 27          | 1             | 3.7%         |
|       | Other zips (Unknown) |          | NA          | 28            | NA           |
|       | <b>Grand Total</b>   |          | <b>1001</b> | <b>231</b>    | <b>23.1%</b> |

Following are key question findings regarding public feelings & opinions toward current/future health delivery and health practices:

| <b>Community Healthcare Needs Assessment 2013</b>   |                        |              |                  |              |       |
|---|------------------------|--------------|------------------|--------------|-------|
| In general, how would you rate the overall quality of the healthcare delivered to your community? | CHNA<br>NORM<br>N=5886 | %            | Atch Co<br>N=231 | %            | Trend |
| <b>Top 2 Boxes</b>  |                        | <b>80.4%</b> |                  | <b>81.6%</b> |       |
| Very Good   | 1771                   | 31.2%        | 72               | 34.8%        |       |
| Good  | 2791                   | 49.2%        | 97               | 46.9%        |       |
| Fair  | 909                    | 16.0%        | 29               | 14.0%        |       |
| Poor  | 165                    | 2.9%         | 6                | 2.9%         |       |
| Very Poor   | 36                     | 0.6%         | 3                | 1.4%         |       |
| <b>Totals</b>   | <b>5672</b>            |              | <b>207</b>       |              |       |

## Primary Research Findings (con't)

| Community Healthcare Needs Assessment 2013               | Poor / Very Poor % |               |       |           |      |      |      |           |     |         |
|--|--------------------|---------------|-------|-----------|------|------|------|-----------|-----|---------|
| How satisfied are you with each of the following . . . ? | CHNA NORM N=5927   | Atch Co N=231 | Trend | Very Good | Good | Fair | Poor | Very Poor | N/A | Valid N |
| a) Ambulance Service                                     | 3.1%               | 5.3%          |       | 54        | 71   | 17   | 4    | 4         | 59  | 150     |
| b) Child Care  | 9.3%               | 8.2%          |       | 14        | 40   | 24   | 4    | 3         | 117 | 85      |
| c) Chiropractor  | 4.3%               | 5.7%          |       | 36        | 54   | 25   | 4    | 3         | 81  | 122     |
| d) Dentists  | 7.5%               | 4.1%          |       | 80        | 89   | 16   | 4    | 4         | 19  | 193     |
| e) Emergency Room  | 7.9%               | 9.9%          |       | 63        | 70   | 30   | 6    | 12        | 28  | 181     |
| f) Eye Doctor / Optometrist                              | 5.6%               | 2.0%          |       | 104       | 79   | 17   | 1    | 3         | 10  | 204     |
| g) Family Planning Services                              | 14.1%              | 12.9%         |       | 7         | 24   | 23   | 2    | 6         | 135 | 62      |
| h) Home Health   | 7.1%               | 7.1%          |       | 34        | 50   | 21   | 5    | 3         | 92  | 113     |
| i) Hospice   | 4.9%               | 8.3%          |       | 51        | 45   | 14   | 4    | 6         | 82  | 120     |
| j) Inpatient Services                                    | 5.1%               | 5.3%          |       | 56        | 57   | 29   | 5    | 3         | 53  | 150     |
| k) Mental Health Services                                | 28.8%              | 18.8%         |       | 15        | 38   | 25   | 13   | 5         | 106 | 96      |
| l) Nursing Home  | 12.3%              | 10.8%         |       | 32        | 51   | 33   | 7    | 7         | 72  | 130     |
| m) Outpatient Services                                   | 4.0%               | 4.0%          |       | 59        | 83   | 26   | 5    | 2         | 29  | 175     |
| n) Pharmacy  | 2.1%               | 4.3%          |       | 78        | 86   | 16   | 4    | 4         | 20  | 188     |
| o) Primary Care  | 4.4%               | 2.7%          |       | 82        | 82   | 17   | 3    | 2         | 19  | 186     |
| p) Public Health Department                              | 5.5%               | 8.3%          |       | 20        | 69   | 22   | 8    | 2         | 79  | 121     |
| q) School Nurse  | 7.6%               | 10.0%         |       | 25        | 37   | 19   | 5    | 4         | 113 | 90      |
| r) Specialist Physician care                             | 9.3%               | 5.4%          |       | 48        | 78   | 32   | 5    | 4         | 37  | 167     |

## Primary Research Findings (con't)

| Community Healthcare Needs Assessment 2013   | Major Problem %  |               |       |               |                       |               |            |         |  |
|--|------------------|---------------|-------|---------------|-----------------------|---------------|------------|---------|--|
| In your opinion, how much of a problem are the following causes of diseases or disability in your community? | CHNA NORM N=5927 | Atch Co N=231 | Trend | Not a Problem | Somewhat of a Problem | Major Problem | Don't Know | Valid N |  |
| Cancer   | 55.8%            | 45.9%         |       | 9             | 77                    | 73            | 43         | 202     |  |
| Diabetes   | 55.1%            | 58.4%         |       | 8             | 59                    | 94            | 45         | 206     |  |
| Drugs / Alcohol  | 58.4%            | 69.1%         |       | 10            | 40                    | 112           | 41         | 203     |  |
| Heart Disease  | 48.7%            | 46.6%         |       | 11            | 76                    | 76            | 43         | 206     |  |
| Mental Disorders   | 35.9%            | 37.8%         |       | 8             | 66                    | 45            | 84         | 203     |  |
| Obesity  | 62.0%            | 66.7%         |       | 6             | 53                    | 118           | 27         | 204     |  |
| Pneumonia / Flu  | 17.0%            | 19.0%         |       | 17            | 119                   | 32            | 34         | 202     |  |
| Respiratory Disease  | 24.1%            | 32.5%         |       | 10            | 96                    | 51            | 46         | 203     |  |
| Sexually Transmitted Dis   | 20.9%            | 43.0%         |       | 10            | 35                    | 34            | 122        | 201     |  |
| Stroke   | 21.1%            | 23.2%         |       | 8             | 101                   | 33            | 61         | 203     |  |
| Suicide  | 18.2%            | 16.5%         |       | 26            | 55                    | 16            | 104        | 201     |  |
| Trauma   | 13.2%            | 18.9%         |       | 19            | 67                    | 20            | 94         | 200     |  |

## Primary Research Findings (con't)

| Community Healthcare Needs Assessment 2013  |                        |               |               |               |       |
|---|------------------------|---------------|---------------|---------------|-------|
| In your opinion, what areas need additional education or attention in our community? (Check all that apply) | CHNA<br>NORM<br>N=5927 | %             | ATCH<br>N=231 | %             | Trend |
| a) Abuse / Violence   | 2140                   | 5.4%          | 119           | 6.5%          |       |
| b) Aging (Dementia)   | 2301                   | 5.8%          | 102           | 5.6%          |       |
| c) Alcohol  | 2187                   | 5.6%          | 96            | 5.3%          |       |
| d) Alternative Medicine   | 1317                   | 3.3%          | 62            | 3.4%          |       |
| e) Child Care   | 1242                   | 3.2%          | 46            | 2.5%          |       |
| f) Chronic Diseases   | 1341                   | 3.4%          | 61            | 3.4%          |       |
| g) Family Planning / Birth Control  | 1489                   | 3.8%          | 59            | 3.2%          |       |
| h) Lead Exposure  | 364                    | 0.9%          | 20            | 1.1%          |       |
| i) Mental Illness   | 2178                   | 5.5%          | 86            | 4.7%          |       |
| j) Neglect  | 1192                   | 3.0%          | 53            | 2.9%          |       |
| k) Nutrition  | 2255                   | 5.7%          | 105           | 5.8%          |       |
| l) Obesity  | 3317                   | 8.4%          | 146           | 8.0%          |       |
| m) Ozone  | 230                    | 0.6%          | 15            | 0.8%          |       |
| n) Pain Management  | 1495                   | 3.8%          | 62            | 3.4%          |       |
| o) Poverty  | 1715                   | 4.4%          | 96            | 5.3%          |       |
| p) Preventative Healthcare  | 2264                   | 5.8%          | 101           | 5.6%          |       |
| q) Sexually Transmitted Diseases  | 932                    | 2.4%          | 53            | 2.9%          |       |
| r) Suicide  | 1410                   | 3.6%          | 36            | 2.0%          |       |
| s) Teen Pregnancy   | 1922                   | 4.9%          | 95            | 5.2%          |       |
| t) Tobacco Use  | 1865                   | 4.7%          | 104           | 5.7%          |       |
| u) Uninsured  | 1993                   | 5.1%          | 92            | 5.1%          |       |
| v) Vaccinations   | 863                    | 2.2%          | 35            | 1.9%          |       |
| w) Water Quality  | 1057                   | 2.7%          | 54            | 3.0%          |       |
| x) Wellness Education   | 2057                   | 5.2%          | 108           | 5.9%          |       |
| Other (please specify)  | 428                    | 1.1%          | 13            | 0.7%          |       |
| <b>TOTALS</b>   | <b>39356</b>           | <b>100.0%</b> | <b>1819</b>   | <b>100.0%</b> |       |

## Primary Research Findings (con't)

| Community Healthcare Needs Assessment 2013   | Poor / Very Poor % |               |       |           |      |      |      |           |     |         |  |
|--|--------------------|---------------|-------|-----------|------|------|------|-----------|-----|---------|--|
| How well do you feel our local health care providers are doing in addressing the health needs of the following age groups? | CHNA NORM N=5927   | Atch Co N=231 | Trend | Very Good | Good | Fair | Poor | Very Poor | N/A | Valid N |  |
| Infants  | 7.3%               | 10.3%         |       | 30        | 54   | 21   | 5    | 7         | 72  | 117     |  |
| Age 1 - 12   | 5.5%               | 7.4%          |       | 26        | 63   | 24   | 5    | 4         | 69  | 122     |  |
| Age 13 -17   | 5.7%               | 6.8%          |       | 23        | 66   | 21   | 5    | 3         | 66  | 118     |  |
| Age 18 - 44  | 5.4%               | 7.8%          |       | 28        | 79   | 23   | 9    | 2         | 45  | 141     |  |
| Age 45 - 64  | 5.9%               | 6.5%          |       | 29        | 90   | 25   | 8    | 2         | 35  | 154     |  |
| Age 65 - 84  | 8.6%               | 6.9%          |       | 45        | 88   | 30   | 6    | 6         | 23  | 175     |  |
| Over 85  | 11.0%              | 9.0%          |       | 34        | 72   | 25   | 8    | 5         | 43  | 144     |  |

| Community Healthcare Needs Assessment 2013                        |                  |              |               |              |       |
|---|------------------|--------------|---------------|--------------|-------|
| In general, how would you best describe your health? (Choose one) | CHNA NORM N=5886 | %            | Atch Co N=231 | %            | Trend |
| <b>Top 2 Boxes</b>  |                  | <b>83.3%</b> |               | <b>84.5%</b> |       |
| Very Good   | 1352             | 25.4%        | 57            | 27.5%        |       |
| Good  | 3078             | 57.9%        | 118           | 57.0%        |       |
| Fair  | 775              | 14.6%        | 27            | 13.0%        |       |
| Poor  | 94               | 1.8%         | 3             | 1.4%         |       |
| Very Poor   | 21               | 0.4%         | 2             | 1.0%         |       |
| <b>Totals</b>   | <b>5320</b>      |              | <b>207</b>    |              |       |

| Community Healthcare Needs Assessment 2013                    |                  |       |               |       |       |
|---|------------------|-------|---------------|-------|-------|
| Does your household have a provider you use for primary care? | CHNA NORM N=5886 | %     | Atch Co N=231 | %     | Trend |
| Yes (See detail Section V)                                    | 4612             | 89.4% | 180           | 90.0% |       |
| No  | 544              | 10.6% | 15            | 10.0% |       |
| <b>Totals</b>   | <b>5156</b>      |       | <b>195</b>    |       |       |
| Have you had a physical in the past 12 months?                | CHNA NORM N=5886 | %     | Atch Co N=231 | %     | Trend |
| Yes   | 3945             | 75.9% | 148           | 73.7% |       |
| No  | 1251             | 24.1% | 54            | 26.3% |       |
| <b>Totals</b>   | <b>5196</b>      |       | <b>202</b>    |       |       |

## Primary Research Findings (con't)

| Community Healthcare Needs Assessment 2013  |                     |       |                  |       |       |
|---|---------------------|-------|------------------|-------|-------|
| Over the past 2 years, did you or your household receive health care services outside of your county? | CHNA NORM<br>N=5886 | %     | Atch Co<br>N=231 | %     | Trend |
| Yes   | 3207                | 59.8% | 129              | 68.7% |       |
| No  | 2156                | 40.2% | 75               | 31.3% |       |
| <b>Totals</b>   | <b>5363</b>         |       | <b>204</b>       |       |       |

| Community Healthcare Needs Assessment 2013                   |                     |       |                  |       |       |
|--|---------------------|-------|------------------|-------|-------|
| Does our community need any additional healthcare providers? | CHNA NORM<br>N=5886 | %     | Atch Co<br>N=231 | %     | Trend |
| Yes (See detail Section V)                                   | 2659                | 59.5% | 82               | 67.9% |       |
| No   | 1809                | 40.5% | 69               | 32.1% |       |
| <b>Totals</b>  | <b>4468</b>         |       | <b>151</b>       |       |       |

| Community Healthcare Needs Assessment 2013                                     |                     |               |               |               |       |
|--|---------------------|---------------|---------------|---------------|-------|
| Compared to a year ago, how would you rate your overall health in general now? | CHNA NORM<br>N=5927 | %             | ATCH<br>N=231 | %             | Trend |
| Much better than a year ago  | 601                 | 11.5%         | 24            | 11.6%         |       |
| About the same   | 4451                | 84.8%         | 166           | 80.2%         |       |
| Much Worse than a year ago   | 195                 | 3.7%          | 17            | 8.2%          |       |
| <b>Totals</b>  | <b>5247</b>         | <b>100.0%</b> | <b>207</b>    | <b>100.0%</b> |       |

| Do you follow these health practices?                                | CHNA NORM<br>N=5927 | % Yes | ATCH<br>N=231 | % YES | Trend |
|--|---------------------|-------|---------------|-------|-------|
| If over 50, have you had a colonoscopy?                              | 1489                | 64.1% | 117           | 68.0% |       |
| If male over 50, do you have annual prostate exams?                  | 582                 | 57.4% | 37            | 57.8% |       |
| If female over 40, do you have annual mammograms?                    | 1581                | 70.5% | 116           | 72.5% |       |
| If female, do you have a pap smear every other year?                 | 1765                | 63.4% | 61            | 41.8% |       |
| Do you get 2.5 hours a week of moderately intense physical activity? | 2080                | 57.3% | 110           | 56.4% |       |

| Are you...?                             | CHNA NORM<br>N=5927 | % Yes | ATCH<br>N=230 | % YES | Trend |
|---|---------------------|-------|---------------|-------|-------|
| Eating right daily (fruits/vegs/breads) | 2038                | 60.2% | 139           | 69.5% |       |
| Using tobacco products weekly           | 358                 | 10.8% | 15            | 8.0%  |       |
| Exercising 2-3 times weekly             | 2114                | 59.7% | 119           | 60.4% |       |
| Excessive Alcohol Consumption           | 280                 | 6.0%  | 13            | 6.7%  |       |
| Receiving an annual flu shot            | 2741                | 41.6% | 147           | 72.7% |       |

# **IV. Inventory of Community Health Resources**

---

**[VVV Research & Development INC]**

| Inventory of Health Services Atchison County KS |   |          |           |       |
|---|---|----------|-----------|-------|
| Cat   | HC Services Offered in county: Yes / No               | Hospital | HLTH Dept | Other |
| Clinic  | Primary Care  | yes      | yes       | yes   |
| Hosp  | Alzheimer Center                                      | no       | no        | yes   |
| Hosp  | Ambulatory Surgery Centers                            | yes      | no        | no    |
| Hosp  | Arthritis Treatment Center                            | no       | no        | no    |
| Hosp  | Bariatric/weight control services                     | no       | no        | no    |
| Hosp  | Birthing/LDR/LDRP Room                                | yes      | no        | no    |
| Hosp  | Breast Cancer   | no       | no        | no    |
| Hosp  | Burn Care   | no       | no        | no    |
| Hosp  | Cardiac Rehabilitation                                | yes      | no        | no    |
| Hosp  | Cardiac Surgery                                       | no       | no        | no    |
| Hosp  | Cardiology services                                   | yes      | no        | no    |
| Hosp  | Case Management                                       | yes      | no        | no    |
| Hosp  | Chaplaincy/pastoral care services                     | yes      | yes       | yes   |
| Hosp  | Chemotherapy  | no       | no        | no    |
| Hosp  | Colonoscopy   | yes      | no        | no    |
| Hosp  | Crisis Prevention                                     | yes      | yes       | yes   |
| Hosp  | CTScanner   | yes      | no        | no    |
| Hosp  | Diagnostic Radioisotope Facility                      | yes      | no        | no    |
| Hosp  | Diagnostic/Invasive Catheterization                   | no       | no        | no    |
| Hosp  | Electron Beam Computed Tomography (EBCT)              | no       | no        | no    |
| Hosp  | Enrollment Assistance Services                        | yes      | yes       | yes   |
| Hosp  | Extracorporeal Shock Wave Lithotripter (ESWL)         | no       | no        | no    |
| Hosp  | Fertility Clinic                                      | no       | no        | no    |
| Hosp  | FullField Digital Mammography (FFDM)                  | yes      | no        | no    |
| Hosp  | Genetic Testing/Counseling                            | no       | no        | no    |
| Hosp  | Geriatric Services                                    | no       | yes       | yes   |
| Hosp  | Heart   | no       | no        | no    |
| Hosp  | Hemodialysis  | no       | no        | no    |
| Hosp  | HIV/AIDSservices                                      | no       | no        | no    |
| Hosp  | Image-Guided Radiation Therapy (IGRT)                 | no       | no        | no    |
| Hosp  | Inpatient Acute Care - Hospital services              | yes      | no        | no    |
| Hosp  | Intensity-Modulated Radiation Therapy (IMRT) 161      | no       | no        | no    |
| Hosp  | Intensive Care Unit                                   | yes      | no        | no    |
| Hosp  | Intermediate Care Unit                                | no       | no        | no    |
| Hosp  | Interventional Cardiac Catherterization               | no       | no        | no    |
| Hosp  | Isolation room  | yes      | no        | no    |
| Hosp  | Kidney  | no       | no        | no    |
| Hosp  | Liver   | no       | no        | no    |
| Hosp  | Lung  | no       | no        | no    |
| Hosp  | MagneticResonance Imaging (MRI)                       | yes      | no        | no    |
| Hosp  | Mammograms  | yes      | no        | no    |
| Hosp  | Mobile Health Services                                | no       | no        | no    |
| Hosp  | Multislice Spiral Computed Tomography (<64 slice CT)  | Yes      | no        | no    |
| Hosp  | Multislice Spiral Computed Tomography (<64+ slice CT) | no       | no        | no    |
| Hosp  | Neonatal  | no       | no        | no    |
| Hosp  | Neurological services                                 | no       | no        | no    |
| Hosp  | Obstetrics  | yes      | no        | no    |
| Hosp  | Occupational Health Services                          | yes      | no        | no    |
| Hosp  | Oncology Services                                     | no       | no        | no    |
| Hosp  | Orthopedic services                                   | yes      | no        | no    |
| Hosp  | Outpatient Surgery                                    | yes      | no        | no    |
| Hosp  | Pain Management                                       | no       | no        | no    |
| Hosp  | Palliative Care Program                               | no       | yes       | yes   |
| Hosp  | Pediatric   | yes      | yes       | yes   |
| Hosp  | Physical Rehabilitation                               | yes      | no        | yes   |
| Hosp  | Positron Emission Tomography (PET)                    | no       | no        | no    |
| Hosp  | Positron Emission Tomography/CT (PET/CT)              | yes      | no        | no    |
| Hosp  | Psychiatric Services                                  | no       | no        | yes   |
| Hosp  | Radiology, Diagnostic                                 | yes      | no        | no    |
| Hosp  | Radiology, Therapeutic                                | yes      | no        | no    |
| Hosp  | Reproductive Health                                   | no       | no        | yes   |
| Hosp  | Robotic Surgery                                       | no       | no        | no    |



| <b>Inventory of Health Services Atchison County KS</b> |  |                 |                  |              |
|--|--|-----------------|------------------|--------------|
| <b>Cat</b>   | <b>HC Services Offered in county: Yes / No</b> | <b>Hospital</b> | <b>HLTH Dept</b> | <b>Other</b> |
| Hosp   | Shaped Beam Radiation System 161               | no              | no               | no           |
| Hosp   | Single Photon Emission Computerized Tomography | no              | no               | no           |
| Hosp   | Sleep Center                                   | yes             | no               | no           |
| Hosp   | Social Work Services                           | yes             | yes              | yes          |
| Hosp   | Sports Medicine                                | no              | no               | yes          |
| Hosp   | Stereotactic Radiosurgery                      | no              | no               | no           |
| Hosp   | Swing Bed Services                             | yes             | no               | yes          |
| Hosp   | Transplant Services                            | no              | no               | no           |
| Hosp   | Trauma Center -Level IV                        | no              | no               | no           |
| Hosp   | Ultrasound                                     | yes             | no               | yes          |
| Hosp   | Women's Health Services                        | yes             | yes              | yes          |
| Hosp   | Wound Care                                     | No              | yes              | yes          |
| SR   | Adult Day Care Program                         | no              | no               | yes          |
| SR   | Assisted Living                                | no              | no               | yes          |
| SR   | Home Health Services                           | yes             | yes              | yes          |
| SR   | Hospice  | yes             | yes              | yes          |
| SR   | LongTerm Care                                  | no              | no               | yes          |
| SR   | Nursing Home Services                          | no              | yes              | yes          |
| SR   | Retirement Housing                             | no              | no               | yes          |
| SR   | Skilled Nursing Care                           | yes             | no               | yes          |
| ER   | Emergency Services                             | yes             | no               | no           |
| ER   | Urgent Care Center                             | no              | no               | no           |
| ER   | Ambulance Services                             | no              | no               | yes          |
| SERV   | Alcoholism-Drug Abuse                          | no              | no               | yes          |
| SERV   | Blood Donor Center                             | no              | no               | no           |
| SERV   | Chiropractic Services                          | no              | no               | yes          |
| SERV   | Complementary Medicine Services                | no              | no               | yes          |
| SERV   | Dental Services                                | no              | no               | yes          |
| SERV   | Fitness Center                                 | no              | no               | yes          |
| SERV   | Health Education Classes                       | yes             | yes              | yes          |
| SERV   | Health Fair (Annual)                           | yes             | yes              | yes          |
| SERV   | Health Information Center                      | yes             | yes              | yes          |
| SERV   | Health Screenings                              | yes             | yes              | yes          |
| SERV   | Meals on Wheels                                | no              | no               | yes          |
| SERV   | Nutrition Programs                             | no              | no               | yes          |
| SERV   | Patient Education Center                       | no              | no               | no           |
| SERV   | Support Groups                                 | yes             | yes              | yes          |
| SERV   | Teen Outreach Services                         | no              | yes              | yes          |
| SERV   | Tobacco Treatment/Cessation Program            | yes             | yes              | yes          |
| SERV   | Transportation to Health Facilities            | no              | no               | yes          |
| SERV   | Wellness Program                               | yes             | yes              | yes          |

**Providers Delivering Care in Atchison County KS  
Atchison Hospital Primary Service Area**

| # of FTE Providers working in county | FTE Physicians |               | FTE Allied Staff  |
|--------------------------------------|----------------|---------------|-------------------|
|                                      | PSA Based DRs  | Visting DRs * | PSA Based PA / NP |
| <b>Primary Care:</b>                 |                |               |                   |
| Family Practice                      | 8.0            |               | 5.0               |
| Internal Medicine / Geriatrician     | 2.0            |               |                   |
| Obstetrics/Gynecology                |                | 1.0           |                   |
| Pediatrics                           |                |               |                   |
|                                      |                |               |                   |
| <b>Medicine Specialists:</b>         |                |               |                   |
| Allergy/Immunology                   |                |               |                   |
| Cardiology                           |                | 32.0          |                   |
| Dermatology                          |                |               |                   |
| Endocrinology                        |                |               |                   |
| Gastroenterology                     |                | 1.0           |                   |
| Oncology/RADO                        |                | 1.0           |                   |
| Infectious Diseases                  |                |               |                   |
| Nephrology                           |                | 1.0           |                   |
| Neurology                            |                |               |                   |
| Psychiatry                           |                |               |                   |
| Pulmonary                            |                | 1.0           |                   |
| Rheumatology                         |                | 1.0           |                   |
|                                      |                |               |                   |
| <b>Surgery Specialists:</b>          |                |               |                   |
| General Surgery / Colon / Oral       | 2.0            | 1.0           |                   |
| Neurosurgery                         |                | 1.0           |                   |
| Ophthalmology                        | 1.0            | 1.0           |                   |
| Orthopedics                          | 1.0            | 2.0           | 1.0               |
| Otolaryngology (ENT)                 |                | 1.0           |                   |
| Plastic/Reconstructive               |                |               |                   |
| Thoracic/Cardiovascular/Vasc         |                | 1.0           |                   |
| Urology                              |                | 1.0           |                   |
|                                      |                |               |                   |
| <b>Hospital Based:</b>               |                |               |                   |
| Anesthesia/Pain                      | 1.0            |               | 3.0               |
| Emergency                            | 3.0            |               | 2.0               |
| Radiology                            | 2.0            | 2.0           |                   |
| Pathology                            |                | 7.0           |                   |
| Hospitalist                          |                |               |                   |
| Neonatal/Perinatal                   |                |               |                   |
| Physical Medicine/Rehab              |                |               |                   |
| Occ Medicine                         |                |               |                   |
| Podiatry                             |                | 3.0           |                   |
| Chiropractor                         |                | 3.0           |                   |
| Optometrist OD                       |                |               |                   |
| Dentists                             | 2.0            |               |                   |
| <b>TOTALS</b>                        | <b>22.0</b>    | <b>61.0</b>   | <b>11.0</b>       |

\* Total # of FTE Specialists serving community who office outside PSA.

## Visiting Specialists to Atchison Hospital (KS)

| <b>SPECIALTY</b>                                    | <b>Physician Name/Group</b>   | <b>Office Location<br/>(City/State)</b>     | <b>SCHEDULE</b>  | <b>Annual<br/>Days</b> | <b>LOCATION OF<br/>OUTREACH CLINIC</b>                               |
|---|---|---|--|------------------------|--|
| <b>Cardiology -</b>                                 | <b>Mid-America Cardiology,<br/>Heartland<br/>Cardiovascular<br/>Consultants</b> | <b>Kansas City, KS, St.<br/>Joseph, MO</b>  | <b>Tuesday/Thurs.,<br/>Mon/Wed/Fri</b>                 | <b>260</b>             | <b>Suite 106B 820 Raven Hill Dr<br/>Suite 103 820 Raven Hill Dr</b>  |
| <b>Gastro (GI)</b>                                  | <b>Kansas Medical<br/>Heartland Women's<br/>Health</b>                          | <b>Topeka, KS</b>                           | <b>Every 4th<br/>Tuesday<br/>Two<br/>Mondays/month</b> | <b>12</b>              | <b>Suite 105 820 Raven Hill Dr</b>                                   |
| <b>Gynecology -<br/>Hematology /<br/>Oncology -</b> | <b>St. Joseph Oncology</b>  | <b>St. Joseph, MO</b>                       | <b>every Wednesday</b>                                 | <b>52</b>              | <b>104 N 6th Atchison</b>  |
| <b>Neurology -</b>                                  | <b>Fariz Habib<br/>Heartland Neurology</b>                                      | <b>Leavenworth, KS<br/>St Joseph, MO</b>    | <b>every Tuesday<br/>3rd Monday</b>                    | <b>52<br/>12</b>       | <b>Suite 105 820 Raven Hill Dr<br/>Suite 103 820 Raven Hill Dr</b>   |
| <b>Ophthalmology</b>                                | <b>John Reifschneider, DO</b>   | <b>Leavenworth, KS</b>                      | <b>3rd Thursday</b>                                    | <b>12</b>              | <b>800 Raven Hill Dr</b>   |
| <b>Orthopedic -<br/>Pod (Foot)</b>                  | <b>Orthopedic &amp; Sports<br/>Medicine Clinic<br/>Shannon Engel, DPM</b>       | <b>St. Joseph, MO</b>                       | <b>Tuesday/Thurs<br/>1st and 3rd Wed</b>               | <b>104<br/>24</b>      | <b>Suite 109 820 Raven Hill Dr.<br/>Suite 109 820 Raven Hill Dr.</b> |
| <b>Pulmonary -</b>                                  | <b>Randall Mitchem, DO</b>  | <b>St. Joseph, MO</b>                       | <b>4th Monday</b>                                      | <b>12</b>              | <b>Suite 103 820 Raven Hill Dr</b>                                   |
| <b>Rheumatology -<br/>Urology -</b>                 | <b>Stephen Ruhlman, MD<br/>Mark Lierz, MD</b>                                   | <b>Overland Park, KS<br/>St. Joseph, MO</b> | <b>1st Wednesday<br/>every Tuesday</b>                 | <b>12<br/>12</b>       | <b>Suite 105 820 Raven Hill Dr<br/>Suite 105 820 Raven Hill Dr</b>   |

## **Atchison County KS Area Health Services**

### **Emergency Numbers**

|                       |            |
|-----------------------|------------|
| <b>Police/Sheriff</b> | <b>911</b> |
| <b>Fire</b>           | <b>911</b> |
| <b>Ambulance</b>      | <b>911</b> |

### **Non-Emergency Numbers**

|                                  |                     |
|----------------------------------|---------------------|
| <b>Atchison County Sheriff</b>   | <b>913-367-0216</b> |
| <b>Atchison County Ambulance</b> | <b>913-833-4025</b> |

### **Municipal Non-Emergency Numbers**

|           | <b>Police/Sheriff</b> | <b>Fire</b>  |
|-----------|-----------------------|--------------|
| Atchison  | 913-367-4323          | 913-367-4329 |
| Cummings  | 913-367-4323          | 913-367-4329 |
| Effingham | 913-367-4323          | 913-367-4329 |
| Lancaster | 913-367-4323          | 913-367-4329 |
| Muscotah  | 913-367-4323          | 913-872-3222 |

## **Other Emergency Numbers**

### **Kansas Child/Adult Abuse and Neglect Hotline**

1-800-922-5330  
[www.dcf.ks.gov/services](http://www.dcf.ks.gov/services)

### **Domestic Violence Hotline**

1-800-799-7233  
[www.ndvh.org](http://www.ndvh.org)

### **Emergency Management (Topeka)**

785-274-1409  
[www.accesskansas.org/kdem](http://www.accesskansas.org/kdem)

### **Federal Bureau of Investigation**

1-866-483-5137  
[www.fbi.gov/congress/congress01/carus0100301.htm](http://www.fbi.gov/congress/congress01/carus0100301.htm)

### **Kansas Arson/Crime Hotline**

1-800-KS-CRIME 800-572-1763  
[www.accesskansas.org/kbi](http://www.accesskansas.org/kbi)

### **Kansas Bureau of Investigation (Topeka)**

785-296-8200  
[www.accesskansas.org/kbi](http://www.accesskansas.org/kbi)

### **Kansas Crisis Hotline (Domestic Violence/Sexual Assault)**

1-888-END-ABUSE [www.kcsdv.org](http://www.kcsdv.org)

### **Kansas Road Conditions**

1-866-511-KDOT 511 [www.ksdot.org](http://www.ksdot.org)

### **Poison Control Center**

1-800-222-1222  
[www.aapcc.org](http://www.aapcc.org)

### **Suicide Prevention Hotline**

1-800-SUICIDE  
[www.hopeline.com](http://www.hopeline.com)

1-800-273-TALK  
[www.suicidepreventionlifeline.com](http://www.suicidepreventionlifeline.com)

### **Toxic Chemical and Oil Spills**

1-800-424-8802  
[www.epa.gov/region02/contact.htm](http://www.epa.gov/region02/contact.htm)

## **Hospitals / Health Services**

### **Atchison Hospital**

800 Raven Hill Drive (Atchison)  
913-367-2131  
[www.atchisonhospital.org](http://www.atchisonhospital.org)  
Atchison Hospital Services Include:  
Auxiliary  
Business Health Services Cardiac  
Rehabilitation Cardiology Cardio  
Pulmonary Care Donations and  
Community Support Dietary Services  
Education Emergency Department  
Home Health and Hospice Intensive  
Care Laboratory Obstetrics Pharmacy  
Radiology Rehabilitation  
Occupational Physical Speech  
Surgery Social Services Volunteer  
Spirituality Support Program

### **NEK Multi County Health Department/Atchison County Health Department**

616 Commercial Street (Atchison)  
913-367-5152  
<http://www.atchisoncountyks.org/index.aspx?NID=18>

Atchison County Health Department  
Services Include:  
Adult and child physicals Audiograms  
Childcare provider's facility  
information Communicable disease  
control Denver Developmental  
Screening Diabetes screening  
Environmental & Sanitation health  
Family planning Healthy Start (Infant  
Health Care) Hemoglobin screening

Home Health Hospice Immunizations  
KanBe Health physicals Lead  
exposure testing Lipid Panel  
Maternal and infant program  
Pamphlets and audio visuals  
Pregnancy testing Tobacco-Use  
reduction efforts Urinalysis Vision  
testing WIC

## **Mental Health**

### **All Faith Counseling Center**

104 North 6th Street, Suite 7  
(Atchison)  
913-367-0105 [www.afecweb.org](http://www.afecweb.org)

### **Atchison Counseling Service**

107 North 6th Street #4 (Atchison)  
913-367-2002

### **Guidance Center**

201 Main Street (Atchison)  
913-367-1593 [www.theguidance-ctr.org](http://www.theguidance-ctr.org)

### **Kerry A. Marvin**

710 Parallel Street (Atchison)  
913-367-5419

## **Medical Professionals**

### **Chiropractors**

#### **Atchison Chiropractic Clinic**

1500 Main Street (Atchison)  
913-367-4441

#### **ChiroHealthCare**

940 Commercial (Atchison)  
913-367-3963  
[www.chcchartered.com](http://www.chcchartered.com)

#### **Koenen Chiropractic Clinic**

522 Commercial (Atchison)  
913-367-5371

### **Stephen W. Wheatley**

104 North Sixth Street Suite F  
(Atchison)  
913-367-2269

### **Trusted Care Chiropratic**

310 Commercial (Atchison)  
913-426-3913

## **Clinics**

### **Atchison Community Health Clinic**

1412 North 2nd Street (Atchison)  
913-367-4879 [www.achc-ks.org](http://www.achc-ks.org)

### **Atchison Family Practice Clinic**

810 Ravenhill Drive (Atchison)  
913-367-7300

### **Atchison Family Medicine**

820 Ravenhill Drive (Atchison)  
913-367-1623

### **Specialty Clinic**

#### **Atchison Internal Medicine Clinic**

810 Ravenhill Drive (Atchison)  
367-7300

#### **Wilkinson Orthopedics**

820 Ravenhill Drive (Atchison)  
913-674-2380

#### **Surgical Services of Atchison**

820 Ravenhill Drive (Atchison)  
913-367-5496

#### **Mid-America Cardiology (KU Medical)**

820 Ravenhill Drive (Atchison)  
913-367-6227

**Heartland Cardiovascular Consultants**  
820 Ravenhill Drive (Atchison)  
913-367-4664

**Dentists**

**Atchison Dental Associates**  
111 North 5th Street (Atchison)  
913-367-0212  
[www.atchisondental.com](http://www.atchisondental.com)

**Heartland Dental Group**  
104 North 6th Street (Atchison)  
913-367-2245

**John Dolenz**  
817 Santa Fe Street (Atchison)  
913-367-7270

**Northwest Missouri Oral & Maxillofacial Surgery**  
110 South 6th Street (Atchison)  
913-367-3400 *Donald L. Gossett*

**Paolillo & Jungbluth**  
1642 Main Street (Atchison)  
913-367-7625

**Oltjen Orthodontics**  
110 South 6th Street (Atchison)  
913-367-2798  
[www.oltjenbraces.com](http://www.oltjenbraces.com)

**Stephanie C. Vandyne**  
413 South 10th Street (Atchison)  
913-367-0203  
[www.vandyndental.com](http://www.vandyndental.com)

**Optometrists**

**Atchison Eye Center**  
727 Commercial (Atchison)  
913-367-4989

**Eye Specialists of Atchison**  
605 Commercial Street (Atchison)  
913-367-4451

**Paul Moccia**  
605 Commercial (Atchison)  
913-367-2319

**Pharmacies**

**CVS Pharmacy**  
400 South 10th Street (Atchison)  
913-367-1518

**Kex Rx**  
807 Main Street (Atchison)  
913-367-5252

**Wal-Mart Pharmacy**  
101 North 4th Street (Atchison)  
913-367-6142

**Physicians and Health Care Providers**

**Atchison Internal Medicine and Family Practice Clinic**  
810 Raven Hill Drive (Atchison)  
913-367-7300 *Michael P. Jones, M.D.*  
*Dina J. Seibert, D.O., Jon M. Seibert, M.D.*  
*Jessica A. Stone, M.D. Ryan M. Thomas M.D., McGarrett Groth, DO*

**Atchison Family Medicine**  
820 Ravenhill Drive (Atchison)  
913-367-1623 *John R. Eplee, M.D., Chad Johanning, M.D.*

**Key Rehabilitation Incorporated**  
1637 Riley Street (Atchison)  
913-367-4037

## **Other Health Services**

### **General Health Services**

#### **Atchison County Health Department**

616 Commercial Street (Atchison)  
913-367-5152  
<http://www.atchisoncountyks.org/index.aspx?NID=18>

#### **Assisted Living/Nursing Homes/TLC**

**Atchison Senior Village**  
1419 North 6th Street (Atchison)  
913-367-1905

#### **The Gran Villas of Atchison**

1635 Riley Street (Atchison)  
913-367-2077

#### **Mall Towers**

103 S. 7<sup>th</sup> Street (Atchison)  
913-367-3323

#### **Medicalodges**

1637 Riley Street (Atchison)  
913-367-6066

#### **Santa Fe Place Apartments**

807 Santa Fe Street (Atchison)

#### **Trinity Place Senior Residences**

600 North 9th Street (Atchison)  
913-367-1185

#### **Vintage Park at Atchison**

1301 North Fourth Street (Atchison)  
913-367-2655  
[www.vintageparkatchison.com](http://www.vintageparkatchison.com)

#### **Diabetes Arriva Medical**

1-800-375-5137

#### **Diabetes Care Club**

1-888-395-6009

#### **Disability Services American Disability Group**

1-877-790-8899

#### **Kansas Department for Aging and Disability Services**

1-800-432-3535  
[www.kdads.ks.gov](http://www.kdads.ks.gov)

#### **Domestic/Family Violence Child/Adult Abuse Hotline**

1-800-922-5330  
[www.dcf.ks.gov/services](http://www.dcf.ks.gov/services)

#### **DOVES-Atchison**

913-367-0365  
[www.dovesatchisonks.org](http://www.dovesatchisonks.org)

#### **Family Crisis Center (Great Bend)**

Hotline: 620-792-1885 Business Line: 620-793-1965

#### **Kurth Law Office**

304 Commercial (Atchison)  
913-367-2681

#### **Kansas Crisis Hotline**

Manhattan 785-539-7935

#### **Sexual Assault/Domestic Violence Center**

(Hutchinson) Hotline: 1-800-701-3630 Business Line: 620-663-2522

### **Health and Fitness Centers**

#### **Body and Soul Nutrition**

729 Commercial Street (Atchison)  
913-367-4199



**Curves For Women**

509 1/2 Commercial Street  
(Atchison)  
913-367-6013

**Herbal Life Independent District**

901 North 7th Street (Atchison)  
913-367-7393

**Snap Fitness**

409 Commercial Street (Atchison)  
913-367-1511

**YMCA**

321 Commercial Street (Atchison)  
913-367-4948  
[www.kansascityymca.org](http://www.kansascityymca.org)

**Home Health/Hospice****Atchison Hospital Home Health/  
Hospice**

1301 North 3<sup>rd</sup> (Atchison)  
913-367-6626

**Massage Therapists****Sunsetters of Atchison**

516 Commercial Street (Atchison)  
913-367-6262

**Medical Equipment and Supplies****Atchison Home Health****Equipment Incorporated**

708 Commercial Street (Atchison)  
913-367-4099

**School Nurses****ACES**

201 Division Street (Atchison)  
913-367-3503

**Atchison Child Care Association**

1326 Kansas Avenue (Atchison)  
913-367-6441

**Atchison Public Schools – USD  
409**

Elementary School K-2  
825 North 17th Street (Atchison)  
913-367-1161  
Elementary School 3-5  
825 North 17<sup>th</sup> Street (Atchison)  
913-367-3787  
Middle School  
301 North 5th (Atchison)  
913-367-5363  
High School  
1500 West Riley (Atchison)  
913-367-4162  
Alternative School  
215 North 8th (Atchison)  
913-360-6540  
[www.usd409.net](http://www.usd409.net)

**Atchison County Community  
Schools – USD 377**

Effingham, KS  
913-833-5050  
[www.usd377.org](http://www.usd377.org)

**Maur Hill-Mount Academy**

1000 Green Street (Atchison)  
913-367-5482  
[www.maurhillmountacademy.com](http://www.maurhillmountacademy.com)

**Trinity Lutheran School**

611 North 8th Street (Atchison)  
913-367-4763  
[www.tlsatchison.org](http://www.tlsatchison.org)

**Senior Services****Project Concern**

504 Kansas Avenue (Atchison)  
913-367-4655

**Shepherd's Center**  
302 North 5th Street (Atchison)  
913-367-0512

**Veterinary Services**

**Atchison Animal Clinic**  
908 Commercial (Atchison)  
913-367-0427

**Cedar Ridge Veterinary Clinic**  
12047 US Highway 73 (Atchison)  
913-367-3600  
[www.cedarridgeveterinaryclinic.com](http://www.cedarridgeveterinaryclinic.com)

**Westside Veterinary Hospital**  
17014 286th Road (Atchison)  
913-367-0456

**Local Government,  
Community, and Social  
Services**

**Adult Protection**

**Adult Protective Services (SRS)**  
1-800-922-5330  
[www.dcf.ks.gov/services](http://www.dcf.ks.gov/services)

**Elder Abuse Hotline**  
1-800-842-0078  
[www.elderabusecenter.org](http://www.elderabusecenter.org)

**Kansas Department for Children  
and Families**  
1-800-922-5330

**Alcohol and Drug Treatment**

**Alcohol and Drug Abuse Services**  
1-800-586-3690  
[www.dcf.ks.gov/services](http://www.dcf.ks.gov/services)

**Alcohol Detoxification 24-Hour  
Helpline**  
1-877-403-3387  
[www.ACenterForRecovery.com](http://www.ACenterForRecovery.com)

**Center for Recovery**  
1-877-403-6236

**G&G Addiction Treatment Center**  
1-866-439-1807

**Heartland Regional Alcohol &  
Drug Assessment Center**  
1-913-789-0951  
[www.hradac.com](http://www.hradac.com)

**Recovery Services Guidance  
Center**  
201 Main Street (Atchison)  
913-367-1593

**Road Less Traveled**  
1-866-486-1812

**Seabrook House**  
1-800-579-0377

**The Treatment Center**  
1-888-433-9869

**Valley Hope Alcohol and Drug  
Treatment Center**  
1816 N. 2<sup>nd</sup> Street (Atchison)  
1-913-367-1618  
[www.valleyhope.org](http://www.valleyhope.org)

**Child Protection**

**Kansas Department for Children  
and Families– i.e. PROTECTION  
REPORT CENTER FOR ABUSE**  
1-800-922-5330 Available 24 hours/7  
days per week – including holidays

### **Children and Youth**

#### **All Faith Counseling Center**

104 North 6th Street, Suite 7  
(Atchison)  
913-367-0105 [www.afccweb.org](http://www.afccweb.org)

#### **Children's Alliance**

627 SW Topeka Boulevard (Topeka)  
785-235-5437 [www.childally.org](http://www.childally.org)

#### **Guidance Center**

201 Main Street (Atchison)  
913-367-1593 [www.thguidance-ctr.org](http://www.thguidance-ctr.org)

#### **Kansas Children's Service League**

1-800-332-6378  
[www.kcsl.org](http://www.kcsl.org)

### **Day Care – Adults**

#### **Atchison Senior Village**

1419 North 6th (Atchison)  
913-367-1905

#### **The Gran Villas of Atchison**

1635 Riley Street (Atchison)  
913-367-2077

#### **Medicalodges**

1637 Riley Street (Atchison)  
913-367-6066

#### **Vintage Park At Atchison**

1301 North 4<sup>th</sup> Street (Atchison)  
913-367-2655

### **Day Care – Children**

#### **Atchison Child Care Association**

1326 Kansas Avenue (Atchison)  
913-367-6441  
[www.atchchildcare.org](http://www.atchchildcare.org)

### **Strawberry Hill**

1400 North 2nd Street (Atchison)  
913-367-6120

### **Extension Office**

#### **Atchison County Extension Office**

405 Main Street (Effingham)  
785-833-5450

### **Funeral Homes**

#### **Arensberg Pruett Funeral Home**

208 North 5 (Atchison)  
913-367-6403

#### **Becker-Dyer-Stanton Funeral Home Incorporated**

800 Kansas (Atchison)  
913-367-6543

### **Head Start**

#### **NEK Cap Head Start Center**

751 South 8th Street (Atchison)  
913-367-7848

### **Legal Services**

#### **Campbell Law Office**

107 North 6th Street, Suite 5  
(Atchison) 913-367-9900  
[www.campbelllawofficepa.com](http://www.campbelllawofficepa.com)

#### **Garrity & Kuckelman**

414 North 5th Street (Atchison)  
913-367-2008

#### **Henderson Law Office**

627 Commercial (Atchison)  
913-367-1912 [www.pehlaw.com](http://www.pehlaw.com)

#### **Kurth Law Office**

304 Commercial (Atchison)  
913-367-2681

**J. David Farris Law Offices**  
110 North 5th Street (Atchison)  
913-367-2424

**John W. Fresh**  
104 North 6th Street (Atchison)  
913-367-0850

**Kansas Legal Services**  
1500 Community Drive (Seneca)  
913-367-4266

**Larry R. Mears**  
104 North Sixth (Atchison)  
913-367-0850

**Leonard Buddenbohm**  
107 North 6th Street (Atchison)  
913-367-5246

**Rex Lane**  
P.O. Box 109 (Atchison)  
913-367-4233

**Ternent Law Office**  
P.O. Box 396 (Atchison)  
913-367-1790

**Werring Law Office**  
101 South 5th Street (Atchison)  
913-367-4069

**Libraries, Parks and Recreation**

**Atchison County Park**  
Grasshopper Township (Atchison)

**Atchison Library**  
401 Kansas Avenue (Atchison)  
913-367-1902

**Atchison Lions Pool**  
1201 Commercial Street (Atchison)  
913-367-1018

**Jackson Park**  
(Atchison)

**Pregnancy Services  
Adoption is a Choice**  
1-877-524-5614

**Adoption Network**  
1-888-281-8054

**Adoption Spacebook**  
1-866-881-4376

**Graceful Adoptions**  
1-888-896-7787

**Kansas Children's Service  
League**  
1-877-530-5275  
[www.kcsl.org](http://www.kcsl.org)

**Public Information**

**Atchison Chamber of Commerce**  
200 South 10th Street (Atchison)  
913-367-2427

**Rape Domestic Violence and  
Rape Hotline**  
1-888-874-1499

**DOVES**  
913-367-0365  
[www.dovesatchisonkb.org](http://www.dovesatchisonkb.org)

**Family Crisis Center**  
1806 12th Street (Great Bend)  
620-793-1885

**Kansas Crisis Hotline**  
Manhattan 785-539-7935  
1-800-727-2785

## **Red Cross**

### **American Red Cross**

504 1/2 Kansas Avenue (Atchison)  
913-367-5355

## **Social Security**

### **Social Security Administration**

1-800-772-1213 1-800-325-0778  
[www.ssa.gov](http://www.ssa.gov)

## **Support Groups**

### **Successful Dreams Support Center**

2700 Morton Avenue (Parsons)  
913-423-3899

## **Transportation**

### **Amelia Earhart Airport**

(Atchison)  
913-367-5560

### **Strafuss Airport**

(Effingham)

## **State and National Information, Services, Support**

### **Adult Protection**

#### **Adult Protection Services**

1-800-922-5330

#### **Domestic Violence and Sexual Assault (DVACK)**

1-800-874-1499  
[www.dvack.org](http://www.dvack.org)

### **Elder Abuse Hotline**

1-800-842-0078  
[www.elderabusecenter.org](http://www.elderabusecenter.org)

### **Elder and Nursing Home Abuse Legal**

[www.resource4nursinghomeabuse.com/index.html](http://www.resource4nursinghomeabuse.com/index.html)

### **Kansas Coalition Against Sexual and Domestic Violence**

1-888-END-ABUSE (363-2287)  
[www.kcsdv.org/ksresources.html](http://www.kcsdv.org/ksresources.html)

### **Kansas Department on Aging Adult Care Complaint Program**

1-800-842-0078

### **National Center on Elder Abuse**

(Administration on Aging)  
[www.ncea.gov/NCEAroot/Main\\_Site?Find\\_Help/Help\\_Hotline.aspx](http://www.ncea.gov/NCEAroot/Main_Site?Find_Help/Help_Hotline.aspx)

### **National Domestic Violence Hotline**

1-800-799-SAFE (799-7233)  
1-800-787-3224 (TTY)  
[www.ndvh.org](http://www.ndvh.org)

### **National Sexual Assault Hotline**

1-800-994-9662 1-888-220-5416 (TTY)  
[www.4woman.gov/faq/sexualassault.htm](http://www.4woman.gov/faq/sexualassault.htm)

### **National Suicide Prevention Lifeline**

1-800-273-8255

### **Poison Center**

1-800-222-1222

**Sexual Assault and Domestic  
Violence Crisis Line**  
1-800-701-3630

**Department for Children and  
Families**  
1-888-369-4777 (HAYS)  
[www.srskansas.org](http://www.srskansas.org)

**Suicide Prevention Helpline**  
785-841-2345

**Alcohol and Drug Treatment  
Programs**

**A 1 A Detox Treatment**  
1-800-757-0771

**AAAAAH**  
1-800-993-3869

**Abandon A Addiction**  
1-800-405-4810

**Able Detox-Rehab Treatment**  
1-800-577-2481 (NATIONAL)

**Abuse Addiction Agency**  
1-800-861-1768  
[www.thewatershed.com](http://www.thewatershed.com)

**AIC (Assessment Information  
Classes)**  
1-888-764-5510

**Al-Anon Family Group**  
1-888-4AL-ANON (425-2666)  
[www.al-anon.alateen.org](http://www.al-anon.alateen.org)

**Alcohol and Drug Abuse Hotline**  
1-800-ALCOHOL

**Alcohol and Drug Abuse Services**  
1-800-586-3690  
[www.srskansas.org/services/alc-drug\\_assess.htm](http://www.srskansas.org/services/alc-drug_assess.htm)

**Alcohol and Drug Addiction  
Treatment Programs**  
1-800-510-9435

**Alcohol and Drug Helpline**  
1-800-821-4357

**Alcoholism/Drug Addiction  
Treatment Center**  
1-800-477-3447

**Kansas Alcohol and Drug Abuse  
Services Hotline**  
1-800-586-3690  
[www.srskansas.org/services/alc-drug\\_assess.htm](http://www.srskansas.org/services/alc-drug_assess.htm)

**Mothers Against Drunk Driving**  
1-800-GET-MADD (438-6233)  
[www.madd.org](http://www.madd.org)

**National Council on Alcoholism  
and Drug Dependence, Inc.**  
1-800-NCA-CALL (622-2255)  
[www.ncadd.org](http://www.ncadd.org)

**Recovery Connection**  
[www.recoveryconnection.org](http://www.recoveryconnection.org)

**Regional Prevention Centers of  
Kansas**  
1-800-757-2180  
[www.smokyhillfoundation.com/rpc-locate.html](http://www.smokyhillfoundation.com/rpc-locate.html)

**Better Business Bureau  
Better Business Bureau**  
328 Laura (Wichita) 316-263-3146  
[www.wichita.bbb.org](http://www.wichita.bbb.org)

## **Children and Youth**

### **Adoption**

1-800-862-3678

[www.adopt.org/](http://www.adopt.org/)

### **Boys and Girls Town National Hotline**

1-800-448-3000

[www.girlsandboystown.org](http://www.girlsandboystown.org)

### **Child/Adult Abuse and Neglect Hotline**

1-800-922-5330

[www.srskansas.org/](http://www.srskansas.org/)

### **Child Abuse Hotline**

1-800-922-5330

### **Child Abuse National Hotline**

1-800-422-4453 1-800-222-4453

(TDD) [www.childhelpusa.org/home](http://www.childhelpusa.org/home)

### **Child Abuse National Hotline**

1-800-4-A-CHILD (422-4453)

[www.childabuse.com](http://www.childabuse.com)

### **Child Find of America**

1-800-426-5678

### **Child Help USA National Child Abuse Hotline**

1-800-422-4453

### **Child Protective Services**

1-800-922-5330

[www.srskansas.org/services/child\\_protective\\_service\\_s.htm](http://www.srskansas.org/services/child_protective_service_s.htm)

### **Health Wave**

P.O. Box 3599 Topeka, KS 66601 1-800-792-4884 1-800-792-4292 (TTY)

[www.kansashealthwave.org](http://www.kansashealthwave.org)

### **Heartspring (Institute of Logopedics)**

8700 E. 29TH N Wichita, KS 67226

[www.heartspring.org](http://www.heartspring.org)

### **Kansas Big Brothers/Big Sisters**

1-888-KS4-BIGS

[www.ksbbbs.org](http://www.ksbbbs.org)

### **Kansas Children's Service League (Hays)**

785-625-2244 1-877-530-5275

[www.kcsl.org](http://www.kcsl.org)

### **Kansas Department of Health and Environment**

785-296-1500

[www.kdheks.gov](http://www.kdheks.gov) e-mail:

[info@kdheks.gov](mailto:info@kdheks.gov)

### **Kansas Society for Crippled Children**

106 W. Douglas, Suite 900 (Wichita)

1-800-624-4530 316-262-4676

[www.kssociety.org](http://www.kssociety.org)

### **National Runaway Switchboard**

1-800-RUNAWAY

[www.1800runaway.org/](http://www.1800runaway.org/)

### **National Society for Missing and Exploited Children**

1-800-THE-LOST (843-5678)

[www.missingkids.com](http://www.missingkids.com)

### **Parents Anonymous Help Line**

1-800-345-5044

[www.parentsanonymous.org/paIndex10.html](http://www.parentsanonymous.org/paIndex10.html)

### **Runaway Line**

1-800-621-4000 1-800-621-0394

(TDD) [www.1800runaway.org/](http://www.1800runaway.org/)

**Talking Books**

1-800-362-0699

[www.skyways.lib.ks.us/KSL/talking/ksl\\_bph.html](http://www.skyways.lib.ks.us/KSL/talking/ksl_bph.html)**Community Action****Peace Corps**

1-800-424-8580

[www.peacecorps.gov](http://www.peacecorps.gov)**Public Affairs Hotline (Kansas Corporation Commission)** 1-800-662-0027 [www.kcc.state.ks.us](http://www.kcc.state.ks.us)**Counseling****All Faith Counseling Center**104 N. 6<sup>th</sup> Street (Atchison)

913-367-0105

**Care Counseling**

Family counseling services for Kansas and Missouri 1-888-999-2196

**Carl Feril Counseling**

608 N Exchange (St. John)

620-549-6411

**Castlewood Treatment Center for Eating Disorders** 1-888-822-8938 [www.castlewoodtc.com](http://www.castlewoodtc.com)**Catholic Charities**

1-888-468-6909

[www.catholiccharitiessalina.org](http://www.catholiccharitiessalina.org)**Center for Counseling**

5815 W Broadway (Great Bend) 1-800-875-2544

**Central Kansas Mental Health Center** 1-800-794-8281 Will roll over after hours to a crisis number.**Consumer Credit Counseling Services**

1-800-279-2227

[www.kscgccs.org/](http://www.kscgccs.org/)**The Guidance Center**

201 Main Street (Atchison)

913-367-1593

**Kansas Problem Gambling Hotline**

1-866-662-3800

[www.ksmhc.org/Services/gambling.htm](http://www.ksmhc.org/Services/gambling.htm)**National Hopeline Network**

1-800-SUICIDE (785-2433)

[www.hopeline.com](http://www.hopeline.com)**National Problem Gambling Hotline**

1-800-552-4700

[www.npgaw.org](http://www.npgaw.org)**Samaritan Counseling Center**

1602 N. Main Street Hutchinson, KS

67501 620-662-7835

<http://cmc.pdswebpro.com/>**Self-Help Network of Kansas**

1-800-445-0116

[www.selfhelpnetwork.wichita.edu](http://www.selfhelpnetwork.wichita.edu)**Senior Health Insurance Counseling**

1-800-860-5260

[www.agingkansas.org](http://www.agingkansas.org)**Sunflower Family Services, Inc.**

(adoption, crisis pregnancy, conflict solution center) 1-877-457-5437

[www.sunflowerfamily.org](http://www.sunflowerfamily.org)



**Disability Services**  
**American Association of People  
with Disabilities (AAPD)**  
[www.aapd.com](http://www.aapd.com)

**American Council for the Blind**  
1-800-424-8666  
[www.acb.org](http://www.acb.org)

**Americans with Disabilities Act  
Information Hotline** 1-800-514-  
0301 1-800-514-0383 (TTY)  
[www.ada.gov](http://www.ada.gov)

**Disability Advocates of Kansas,  
Incorporated**  
1-866-529-3824  
[www.disabilitysecrets.com](http://www.disabilitysecrets.com)

**Disability Group, Incorporated**  
1-888-236-3348  
[www.disabilitygroup.com](http://www.disabilitygroup.com)

**Disability Rights Center of  
Kansas (DRC)**  
Formerly Kansas Advocacy &  
Protective Services 1-877-776-1541  
1-877-335-3725 (TTY)  
[www.drckansas.org](http://www.drckansas.org)

**Hearing Healthcare Associates**  
1-800-448-0215

**Kansas Commission for the Deaf  
and Hearing Impaired** 1-800-432-  
0698 [www.srskansas.org/kcdhh](http://www.srskansas.org/kcdhh)

**Kansas Relay Center** (Hearing  
Impaired service) 1-800-766-3777  
[www.kansasrelay.com](http://www.kansasrelay.com)

**National Center for Learning  
Disabilities** 1-888-575-7373  
[www.nclld.org](http://www.nclld.org)

**National Library Services for  
Blind & Physically Handicapped**  
[www.loc.gov/nls/](http://www.loc.gov/nls/) 1-800-424-8567

**Parmelee Law Firm**  
8623 E 32nd Street N, Suite 100  
(Wichita) 1-877-267-6300

## **Environment**

**Environmental Protection  
Agency**  
1-800-223-0425 913-321-9516 (TTY)  
[www.epa.gov](http://www.epa.gov)

**Kansas Department of Health  
and Environment**  
Salina 785-827-9639 Hays 785-625-  
5663 Topeka 785-296-1500  
[www.kdheks.gov](http://www.kdheks.gov)

## **Food and Drug**

**Center for Food Safety and  
Applied Nutrition**  
1-888-SAFEFOOD (723-3366)  
[www.cfsan.fda.gov/](http://www.cfsan.fda.gov/)  
[www.healthfinder.gov/docs/doc0364  
7.htm](http://www.healthfinder.gov/docs/doc03647.htm)

**US Consumer Product Safety  
Commission**  
1-800-638-2772 1-800-638-8270  
(TDD) [www.cpsc.gov](http://www.cpsc.gov)

**USDA Meat and Poultry Hotline**  
1-888-674-6854 1-800-256-7072  
(TTY) [www.fsis.usda.gov/](http://www.fsis.usda.gov/)

**U.S. Food and Drug  
Administration**  
1-888-INFO-FDA 1-888-463-6332  
[www.fsis.usda.gov/](http://www.fsis.usda.gov/)

**Poison Hotline**  
1-800-222-1222

**Health Services**

**American Cancer Society**  
1-800-227-2345  
[www.cancer.org](http://www.cancer.org)

**American Diabetes Association**  
1-800-DIABETES (342-2383)  
[www.diabetes.org](http://www.diabetes.org)

**AIDS/HIV Center for Disease Control and Prevention** 1-800-CDC-INFO 1-888-232-6348 (TTY)  
[www.cdc.gov/hiv/](http://www.cdc.gov/hiv/)

**AIDS/STD National Hot Line**  
1-800-342-AIDS 1-800-227-8922 (STD line)

**American Health Assistance Foundation**  
1-800-437-2423  
[www.ahaf.org](http://www.ahaf.org)

**American Heart Association**  
1-800-242-8721  
[www.americanheart.org](http://www.americanheart.org)

**American Lung Association**  
1-800-586-4872

**American Stroke Association**  
1-888-4-STROKE  
[www.americanheart.org](http://www.americanheart.org)

**Center for Disease Control and Prevention**  
1-800-CDC-INFO 1-888-232-6348 (TTY) [www.cdc.gov/hiv/](http://www.cdc.gov/hiv/)

**Elder Care Helpline**  
[www.eldercarelink.com](http://www.eldercarelink.com)

**Eye Care Council**  
1-800-960-EYES  
[www.seetolearn.com](http://www.seetolearn.com)

**Kansas Foundation for Medical Care**  
1-800-432-0407  
[www.kfmc.org](http://www.kfmc.org)

**National Health Information Center**  
1-800-336-4797  
[www.health.gov/nhic](http://www.health.gov/nhic)

**National Cancer Information Center**  
1-800-227-2345 1-866-228-4327 (TTY) [www.cancer.org](http://www.cancer.org)

**National Institute on Deafness and Other Communication Disorders Information Clearinghouse** 1-800-241-1044 1-800-241-1055 (TTY)  
[www.nidcd.nih.gov](http://www.nidcd.nih.gov)

**Hospice Hospice-Kansas Association**  
1-800-767-4965

**Kansas Hospice and Palliative Care Organization**  
1-888-202-5433  
[www.lifeproject.org/akh.htm](http://www.lifeproject.org/akh.htm)

**Southwind Hospice, Incorporated**  
[www.southwindhospice.com](http://www.southwindhospice.com)  
785-483-3161

## **Housing**

### **Kansas Housing Resources Corporation**

785-296-2065  
[www.housingcorp.org](http://www.housingcorp.org)

**US Department of Housing and Urban Development** Kansas  
Regional Office 913-551-5462

## **Legal Services**

### **Kansas Attorney General**

1-800-432-2310 (Consumer Protection) 1-800-828-9745 (Crime Victims' Rights) 1-800-766-3777 (TTY) [www.ksag.org/](http://www.ksag.org/)

### **Kansas Bar Association**

785-234-5696  
[www.ksbar.org](http://www.ksbar.org)

### **Kansas Department for Aging and Disability Services**

1-800-432-3535  
[www.agingkansas.org/index.htm](http://www.agingkansas.org/index.htm)

### **Kansas Legal Services**

1-800-723-6953  
[www.kansaslegalservices.org](http://www.kansaslegalservices.org)

### **Southwest Kansas Area Agency on Aging**

240 San Jose Drive (Dodge City)  
(620) 225-8230  
<http://www.swkaaa.org/>

## **Medicaid Services**

### **First Guard**

1-888-828-5698  
[www.firstguard.com](http://www.firstguard.com)

### **Kansas Health Wave**

1-800-792-4884 or 1-800-792-4292 (TTY)  
[www.kansashealthwave.org](http://www.kansashealthwave.org)

### **Kansas Medical Assistance Program**

Customer Service 1-800-766-9012  
[www.kmpa-state-ks.us/](http://www.kmpa-state-ks.us/)

### **Medicare Information**

1-800-MEDICARE  
[www.medicare.gov](http://www.medicare.gov)

### **U.S. Department of Health and Human Services**

Centers for Medicare and Medicaid Services 1-800-MEDICARE (1-800-633-4227) or 1-877-486-2048 (TTY)  
[www.cms.hhs.gov](http://www.cms.hhs.gov)

## **Mental Health Services**

### **Alzheimer's Association**

1-800-272-3900 or 1-866-403-3073 (TTY) [www.alz.org](http://www.alz.org)

### **Developmental Services of Northwest Kansas**

1-800-637-2229

### **Kansas Alliance for Mentally Ill**

(Topeka, KS) 785-233-0755  
[www.namikansas.org](http://www.namikansas.org)

### **Make a Difference**

1-800-332-6262

### **Mental Health America**

1-800-969-6MHA (969-6642)

### **National Alliance for the Mentally Ill Helpline**

1-800-950-NAMI (950-6264) or 703-516-7227 (TTY)  
[www.nami.org](http://www.nami.org)

**National Institute of Mental Health** 1-866-615-6464 or 1-866-415-8051 (TTY)  
[www.nimh.nih.gov](http://www.nimh.nih.gov)

**National Library Services for Blind and Physically Handicapped** 1-800-424-8567  
[www.loc.gov/nls/music/index.html](http://www.loc.gov/nls/music/index.html)

**National Mental Health Association**  
1-800-969-6642 1-800-433-5959 (TTY) [www.nmha.org](http://www.nmha.org)

**Pawnee Mental Health State Mental Health Agency**  
915 SW Harrison Street Topeka, KS 66612 785-296-3959  
[www.srskansas.org](http://www.srskansas.org)

**Suicide Prevention Hotline**  
1-800-SUICIDE [784-2433]  
[www.hopeline.com](http://www.hopeline.com)

### Nutrition

**American Dietetic Association**  
1-800-877-1600 [www.eatright.org](http://www.eatright.org)

**American Dietetic Association Consumer Nutrition Hotline** 1-800-366-1655

**Department of Human Nutrition**  
Kansas State University 119 Justin Hall Manhattan, KS 66506 785-532-5500 [www.humec.k-state.edu/hn/](http://www.humec.k-state.edu/hn/)

**Eating Disorders Awareness and Prevention**  
1-800-931-2237  
[www.nationaleatingdisorders.org](http://www.nationaleatingdisorders.org)

**Food Stamps**  
Kansas Department of Social and Rehabilitation Services (SRS) 1-888-369-4777 or Local SRS office  
[www.srskansas.org/ISD/ees/food\\_stamps.htm](http://www.srskansas.org/ISD/ees/food_stamps.htm)

**Kansas Department of Health and Environment**  
1000 SW Jackson, Suite 220 Topeka, KS 66612 785-296-1320  
[www.kdheks.gov/news-wic/index.html](http://www.kdheks.gov/news-wic/index.html)

### Road and Weather Conditions

**Kansas Road Conditions**  
1-866-511-KDOT 511 [www.ksdot.org](http://www.ksdot.org)

### Senior Services

**Alzheimer's Association**  
1-800-487-2585

**American Association of Retired Persons (AARP)**  
1-888-OUR-AARP (687-2277)  
[www.aarp.org](http://www.aarp.org)

**Americans with Disabilities Act Information Line**  
1-800-514-0301 or 1-800-514-0383 [TTY]  
[www.usdoj.gov/crt/ada](http://www.usdoj.gov/crt/ada)

**American Association of Retired Persons**  
1-888-687-2277  
[www.aarp.org](http://www.aarp.org)

**Area Agency on Aging**  
1-800-432-2703

**Eldercare Locator**

1-800-677-1116

[www.eldercare.gov/eldercare/public/home.asp](http://www.eldercare.gov/eldercare/public/home.asp)**Home Buddy**

1-866-922-8339

[www.homebuddy.org](http://www.homebuddy.org)**Home Health Complaints**

Kansas Department of Social and Rehabilitation Services (SRS) 1-800-842-0078

**Kansas Advocates for Better Care Inc.**Consumer Information 1-800-525-1782 [www.kabc.org](http://www.kabc.org)**Kansas Department for Aging and Disability Services**

1-800-432-3535 or 785-291-3167 (TTY)

[www.agingkansas.org/index.htm](http://www.agingkansas.org/index.htm)**Kansas Foundation for Medical Care, Inc.**

Medicare Beneficiary Information 1-800-432-0407

**Kansas Tobacco Use Quitline**

1-866-KAN-STOP (526-7867)

[www.kdheks.gov/tobacco/cessation.html](http://www.kdheks.gov/tobacco/cessation.html)**Older Kansans Employment Programs (OKEP)**

785-296-7842

[www.kansascommerce.com](http://www.kansascommerce.com)**Older Kansans Hotline**

1-800-742-9531

**Older Kansans Information Reference Sources on Aging (OKIRSA) 1-800-432-3535****Senior Health Insurance Counseling for Kansas**[www.agingkansas.org/SHICK/shick\\_index.html](http://www.agingkansas.org/SHICK/shick_index.html)**SHICK**

1-800-860-5260

[www.agingkansas.org/SHICK](http://www.agingkansas.org/SHICK)**Social Security Administration**

785-296-3959 or 785-296-1491 (TTY)

[www.srskansas.org](http://www.srskansas.org)**Department for Children and Family Services**

785-296-3959 785-296-1491 (TTY)

**Suicide Prevention****Suicide Prevention Services**1-800-784-2433 [www.spsfv.org](http://www.spsfv.org)**Veterans****Federal Information Center**

1-800-333-4636

[www.FirstGov.gov](http://www.FirstGov.gov)**U.S. Department of Veterans Affairs**

1-800-513-7731

[www.kcva.org](http://www.kcva.org)**Education (GI Bill)**

1-888-442-4551

**Health Resource Center**

1-877-222-8387

**Insurance Center**

1-800-669-8477

**Veteran Special Issue Help Line**

Includes Gulf War/Agent Orange  
Helpline 1-800-749-8387

**U.S. Department of Veterans  
Affairs Mammography Helpline**

1-888-492-7844

**Other Benefits**

1-800-827-1000

**Memorial Program Service**

[includes status of headstones and  
markers] 1-800-697-6947

**Telecommunications Device for  
the Deaf/Hearing Impaired 1-**

800-829-4833 (TTY)

[www.vba.va.gov](http://www.vba.va.gov)

**Veterans Administration**

**Veterans Administration  
Benefits**

1-800-669-8477

**Life Insurance**

1-800-669-8477

**Education (GI Bill)**

1-888-442-4551

**Health Care Benefits**

1-877-222-8387

**Income Verification and Means  
Testing**

1-800-929-8387

**Mammography Helpline**

1-888-492-7844

**Gulf War/Agent Orange Helpline**

1-800-749-8387

**Status of Headstones and  
Markers**

1-800-697-6947

**Telecommunications Device for  
the Deaf**

1-800-829-4833

[www.vba.va.gov](http://www.vba.va.gov)

**Benefits Information and  
Assistance**

1-800-827-1000

**Debt Management**

1-800-827-0648

**Life Insurance Information and  
Service**

1-800-669-8477

**Welfare Fraud Hotline**

**Welfare Fraud Hotline**

1-800-432-3913

# **V. Detail Exhibits**

---

**[VVV Research & Development INC]**

---

## Patient Origin & Access

**[VVV Research & Development INC]**





**Patient Origin by Region - Inpatient**  
Atchison, KS Residents Treated in KHA Reporting Area  
Federal Fiscal Year: 2010

| Hospital   | Total Discharges |       | Pediatric Age 0 - 17 |       | Age 18 - 44 |       | Adult Medical/Surgical |             |         |       | Psychiatric |       | Obstetric |       | Newborn |       | Surg % |       |       |
|--|------------------|-------|----------------------|-------|-------------|-------|------------------------|-------------|---------|-------|-------------|-------|-----------|-------|---------|-------|--------|-------|-------|
|  | Cases            | %     | Cases                | %     | Cases       | %     | Age 45 - 64            | Age 65 - 74 | Age 75+ | Cases | %           | Cases | %         | Cases | %       | Cases |        | %     |       |
| Atchison Hospital - Atchison, KS                       | 977              | 45.0% | 22                   | 2.3%  | 85          | 9.0%  | 184                    | 18.8%       | 126     | 12.9% | 286         | 29.3% | 6         | 0.6%  | 137     | 14.0% | 128    | 13.1% | 15.8% |
| Kansas Residents/Other Missouri Hospitals              | 478              | 22.0% | 7                    | 1.5%  | 57          | 11.9% | 150                    | 31.4%       | 107     | 22.4% | 90          | 18.8% | 12        | 2.5%  | 28      | 5.9%  | 27     | 5.6%  | 40.8% |
| The University of Kansas Hospital - Kansas City, KS    | 237              | 10.9% | 10                   | 4.2%  | 45          | 19.0% | 84                     | 35.4%       | 42      | 17.7% | 42          | 17.7% | 6         | 2.5%  | 5       | 2.1%  | 3      | 1.3%  | 48.1% |
| Stromont-Vail HealthCare - Topeka, KS                  | 55               | 2.5%  | 6                    | 10.9% | 5           | 9.1%  | 6                      | 10.9%       | 2       | 3.6%  | 7           | 12.7% | 15        | 27.3% | 8       | 14.5% | 6      | 10.9% | 20.0% |
| Cushing Memorial Hospital - Leavenworth, KS            | 51               | 2.4%  | 0                    |       | 2           | 3.9%  | 7                      | 13.7%       | 1       | 2.0%  | 3           | 5.9%  | 31        | 60.8% | 4       | 7.8%  | 3      | 5.9%  | 17.6% |
| St. Francis Health Center - Topeka, KS                 | 50               | 2.3%  | 0                    |       | 5           | 10.0% | 7                      | 14.0%       | 9       | 18.0% | 17          | 34.0% | 0         |       | 6       | 12.0% | 6      | 12.0% | 44.0% |
| Saint Luke's Hospital of Kansas City - Kansas City, MO | 47               | 2.2%  | 1                    | 2.1%  | 2           | 4.3%  | 20                     | 42.6%       | 14      | 29.8% | 8           | 17.0% | 0         |       | 2       | 4.3%  | 0      |       | 46.8% |
| Children's Mercy Hospitals and - Kansas City, MO       | 35               | 1.6%  | 34                   | 97.1% | 1           | 2.9%  | 0                      |             | 0       |       | 0           |       | 0         |       | 0       |       | 0      |       | 40.0% |
| Saint John Hospital - Leavenworth, KS                  | 31               | 1.4%  | 3                    | 9.7%  | 5           | 16.1% | 1                      | 3.2%        | 2       | 6.5%  | 11          | 35.5% | 5         | 16.1% | 2       | 6.5%  | 2      | 6.5%  | 22.6% |
| Shawnee Mission Medical Center - Shawnee Mission, KS   | 21               | 1.0%  | 0                    |       | 3           | 14.3% | 6                      | 28.6%       | 3       | 14.3% | 0           |       | 7         | 33.3% | 1       | 4.8%  | 1      | 4.8%  | 42.9% |
| Providence Medical Center - Kansas City, KS            | 20               | 0.9%  | 0                    |       | 1           | 5.0%  | 5                      | 25.0%       | 0       |       | 4           | 20.0% | 0         |       | 5       | 25.0% | 5      | 25.0% | 45.0% |
| Horton Community Hospital - Horton, KS                 | 19               | 0.9%  | 0                    |       | 6           | 31.6% | 5                      | 26.3%       | 1       | 5.3%  | 7           | 36.8% | 0         |       | 0       |       | 0      |       | 5.3%  |
| Overland Park Regional Medical - Overland Park, KS     | 16               | 0.7%  | 0                    |       | 1           | 6.2%  | 0                      |             | 1       | 6.2%  | 2           | 12.5% | 0         |       | 6       | 37.5% | 6      | 37.5% | 43.8% |
| Holton Community Hospital - Holton, KS                 | 14               | 0.6%  | 1                    | 7.1%  | 0           |       | 2                      | 14.3%       | 0       |       | 9           | 64.3% | 0         |       | 1       | 7.1%  | 1      | 7.1%  | 7.1%  |
| Saint Luke's South - Overland Park, KS                 | 11               | 0.5%  | 0                    |       | 0           |       | 2                      | 18.2%       | 5       | 45.5% | 4           | 36.4% | 0         |       | 0       |       | 0      |       | 81.8% |
| Hiawatha Community Hospital - Hiawatha, KS             | 11               | 0.5%  | 1                    | 9.1%  | 2           | 18.2% | 1                      | 9.1%        | 0       |       | 4           | 36.4% | 0         |       | 3       | 27.3% | 0      |       | 27.3% |
| Saint Luke's North Hospital --- Kansas City, MO        | 10               | 0.5%  | 0                    |       | 0           |       | 0                      |             | 3       | 30.0% | 2           | 20.0% | 0         |       | 3       | 30.0% | 2      | 20.0% | 30.0% |
| North Kansas City Hospital - North                     | 10               | 0.5%  | 0                    |       | 4           | 40.0% | 2                      | 20.0%       | 1       | 10.0% | 3           | 30.0% | 0         |       | 0       |       | 0      |       | 70.0% |

© 2013 Hospital Industry Data Institute  
Jan 22, 2013

1

11:51:56 AM



**Patient Origin by Region - Inpatient**  
Atchison, KS Residents Treated in KHA Reporting Area  
Federal Fiscal Year: 2010

| Hospital  | Total Discharges |               | Pediatric Age 0 - 17 |             | Age 18 - 44 |              | Adult Medical/Surgical |              |            |              | Psychiatric |              | Obstetric  |             | Newborn    |              | Surg %     |             |              |
|---|------------------|---------------|----------------------|-------------|-------------|--------------|------------------------|--------------|------------|--------------|-------------|--------------|------------|-------------|------------|--------------|------------|-------------|--------------|
|   | Cases            | %             | Cases                | %           | Cases       | %            | Age 45 - 64            | Age 65 - 74  | Age 75+    | Cases        | %           | Cases        | %          | Cases       | %          | Cases        |            | %           |              |
| Kansas City, MO                                   |                  |               |                      |             |             |              |                        |              |            |              |             |              |            |             |            |              |            |             |              |
| Saint Luke's North Hospital --- Smithville, MO    | 9                | 0.4%          | 0                    |             | 0           |              | 1                      | 11.1%        | 1          | 11.1%        | 1           | 11.1%        | 6          | 66.7%       | 0          |              | 0          |             |              |
| Liberty Hospital - Liberty, MO                    | 8                | 0.4%          | 0                    |             | 2           | 25.0%        | 0                      |              | 2          | 25.0%        | 4           | 50.0%        | 0          |             | 0          |              | 0          |             | 12.5%        |
| Olathe Medical Center Inc. - Olathe, KS           | 7                | 0.3%          | 0                    |             | 0           |              | 2                      | 28.6%        | 2          | 28.6%        | 1           | 14.3%        | 0          |             | 1          | 14.3%        | 1          | 14.3%       | 57.1%        |
| Mo DHSS Direct Submit Hospitals - Kansas City, MO | 6                | 0.3%          | 0                    |             | 0           |              | 0                      |              | 0          |              | 0           |              | 6          | 100.0%      | 0          |              | 0          |             |              |
| Menorah Medical Center - Overland Park, KS        | 6                | 0.3%          | 0                    |             | 0           |              | 2                      | 33.3%        | 0          |              | 0           |              | 2          | 33.3%       | 2          | 33.3%        | 2          | 33.3%       | 66.7%        |
| Kansas Residents/Minnesota Hospitals              | 5                | 0.2%          | 0                    |             | 1           | 20.0%        | 1                      | 20.0%        | 1          | 20.0%        | 1           | 20.0%        | 0          |             | 1          | 20.0%        | 0          |             | 40.0%        |
| Children's Mercy South - Overland Park, KS        | 5                | 0.2%          | 5                    | 100.0%      | 0           |              | 0                      |              | 0          |              | 0           |              | 0          |             | 0          |              | 0          |             |              |
| Other Hospitals                                   | 31               | 1.4%          | 0                    |             | 5           | 16.1%        | 12                     | 38.7%        | 1          | 3.2%         | 2           | 6.5%         | 7          | 22.6%       | 3          | 9.7%         | 1          | 3.2%        | 38.7%        |
| <b>Hospital Total</b>                             | <b>2,170</b>     | <b>100.0%</b> | <b>90</b>            | <b>4.1%</b> | <b>235</b>  | <b>10.8%</b> | <b>500</b>             | <b>23.0%</b> | <b>324</b> | <b>14.9%</b> | <b>508</b>  | <b>23.4%</b> | <b>101</b> | <b>4.7%</b> | <b>218</b> | <b>10.0%</b> | <b>194</b> | <b>8.9%</b> | <b>28.6%</b> |



**Patient Origin by Region - Inpatient**  
Atchison, KS Residents Treated in KHA Reporting Area  
Federal Fiscal Year: 2011

| Hospital   | Total Discharges |       | Pediatric Age 0 - 17 |       | Age 18 - 44 |       | Adult Medical/Surgical |             |         |       | Psychiatric |       | Obstetric |       | Newborn |       | Surg % |       |       |
|--|------------------|-------|----------------------|-------|-------------|-------|------------------------|-------------|---------|-------|-------------|-------|-----------|-------|---------|-------|--------|-------|-------|
|  | Cases            | %     | Cases                | %     | Cases       | %     | Age 45 - 64            | Age 65 - 74 | Age 75+ | Cases | %           | Cases | %         | Cases | %       | Cases |        | %     |       |
| Atchison Hospital - Atchison, KS                       | 935              | 44.4% | 20                   | 3.0%  | 93          | 9.9%  | 162                    | 17.3%       | 84      | 9.0%  | 273         | 29.2% | 2         | 0.2%  | 152     | 16.3% | 141    | 15.1% | 15.5% |
| Kansas Residents/Other Missouri Hospitals              | 431              | 20.5% | 7                    | 1.6%  | 59          | 13.7% | 102                    | 23.7%       | 105     | 24.4% | 104         | 24.1% | 7         | 1.6%  | 24      | 5.6%  | 23     | 5.3%  | 37.8% |
| The University of Kansas Hospital - Kansas City, KS    | 234              | 11.1% | 10                   | 4.3%  | 43          | 18.4% | 67                     | 28.6%       | 59      | 25.2% | 47          | 20.1% | 1         | 0.4%  | 4       | 1.7%  | 3      | 1.3%  | 46.2% |
| Stormont-Vail HealthCare - Topeka, KS                  | 62               | 2.9%  | 4                    | 6.5%  | 4           | 6.5%  | 13                     | 21.0%       | 5       | 8.1%  | 10          | 16.1% | 19        | 30.6% | 4       | 6.5%  | 3      | 4.8%  | 27.4% |
| Saint Luke's Hospital of Kansas City - Kansas City, MO | 57               | 2.7%  | 0                    |       | 3           | 5.3%  | 15                     | 26.3%       | 16      | 28.1% | 18          | 31.6% | 0         |       | 3       | 5.3%  | 2      | 3.5%  | 36.8% |
| Cushing Memorial Hospital - Leavenworth, KS            | 54               | 2.6%  | 0                    |       | 4           | 7.4%  | 6                      | 11.1%       | 2       | 3.7%  | 0           |       | 37        | 68.5% | 2       | 3.7%  | 3      | 5.6%  | 14.8% |
| St. Francis Health Center - Topeka, KS                 | 49               | 2.3%  | 0                    |       | 6           | 12.2% | 14                     | 28.6%       | 8       | 16.3% | 19          | 38.8% | 0         |       | 1       | 2.0%  | 1      | 2.0%  | 46.9% |
| Children's Mercy Hospitals and - Kansas City, MO       | 40               | 1.9%  | 39                   | 97.5% | 1           | 2.5%  | 0                      |             | 0       |       | 0           |       | 0         |       | 0       |       | 0      |       | 35.0% |
| Providence Medical Center - Kansas City, KS            | 27               | 1.3%  | 0                    |       | 4           | 14.8% | 8                      | 29.6%       | 2       | 7.4%  | 3           | 11.1% | 0         |       | 5       | 18.5% | 5      | 18.5% | 29.6% |
| Saint John Hospital - Leavenworth, KS                  | 20               | 1.0%  | 0                    |       | 1           | 5.0%  | 2                      | 10.0%       | 3       | 15.0% | 10          | 50.0% | 4         | 20.0% | 0       |       | 0      |       | 10.0% |
| Shawnee Mission Medical Center - Shawnee Mission, KS   | 19               | 0.9%  | 0                    |       | 4           | 21.1% | 5                      | 26.3%       | 1       | 5.3%  | 2           | 10.5% | 5         | 26.3% | 1       | 5.3%  | 1      | 5.3%  | 31.6% |
| Horton Community Hospital - Horton, KS                 | 19               | 0.9%  | 1                    | 5.3%  | 1           | 5.3%  | 8                      | 42.1%       | 1       | 5.3%  | 7           | 36.8% | 1         | 5.3%  | 0       |       | 0      |       | 5.3%  |
| Saint Luke's North Hospital -- Kansas City, MO         | 14               | 0.7%  | 0                    |       | 1           | 7.1%  | 2                      | 14.3%       | 3       | 21.4% | 3           | 21.4% | 0         |       | 2       | 14.3% | 3      | 21.4% | 50.0% |
| North Kansas City Hospital - North Kansas City, MO     | 14               | 0.7%  | 1                    | 7.1%  | 1           | 7.1%  | 6                      | 42.9%       | 0       |       | 6           | 42.9% | 0         |       | 0       |       | 0      |       | 50.0% |
| Saint Luke's South - Overland Park, KS                 | 12               | 0.6%  | 1                    | 8.3%  | 0           |       | 4                      | 33.3%       | 2       | 16.7% | 3           | 25.0% | 0         |       | 1       | 8.3%  | 1      | 8.3%  | 75.0% |
| Overland Park Regional Medical - Overland Park, KS     | 11               | 0.5%  | 0                    |       | 0           |       | 1                      | 9.1%        | 2       | 18.2% | 1           | 9.1%  | 0         |       | 4       | 36.4% | 3      | 27.3% | 27.3% |
| Liberty Hospital - Liberty, MO                         | 9                | 0.4%  | 0                    |       | 2           | 22.2% | 1                      | 11.1%       | 0       |       | 6           | 66.7% | 0         |       | 0       |       | 0      |       | 44.4% |
| Kindred Hospital Kansas City - Kansas                  | 9                | 0.4%  | 0                    |       | 0           |       | 5                      | 55.6%       | 1       | 11.1% | 3           | 33.3% | 0         |       | 0       |       | 0      |       | 11.1% |



**Patient Origin by Region - Inpatient**  
Atchison, KS Residents Treated in KHA Reporting Area  
Federal Fiscal Year: 2011

| Hospital  | Total Discharges |               | Pediatric Age 0 - 17 |             | Age 18 - 44 |              | Adult Medical/Surgical |              |            |              | Psychiatric |              | Obstetric |             | Newborn    |             | Surg %     |             |              |
|---|------------------|---------------|----------------------|-------------|-------------|--------------|------------------------|--------------|------------|--------------|-------------|--------------|-----------|-------------|------------|-------------|------------|-------------|--------------|
|   | Cases            | %             | Cases                | %           | Cases       | %            | Age 45 - 64            | Age 65 - 74  | Age 75+    | Cases        | %           | Cases        | %         | Cases       | %          | Cases       |            | %           |              |
| City, MO  |                  |               |                      |             |             |              |                        |              |            |              |             |              |           |             |            |             |            |             |              |
| Horton Community Hospital - Horton, KS                | 9                | 0.4%          | 1                    | 11.1%       | 0           |              | 3                      | 33.3%        | 2          | 22.2%        | 1           | 11.1%        | 0         |             | 1          | 11.1%       | 1          | 11.1%       | 33.3%        |
| Olathe Medical Center Inc. - Olathe, KS               | 8                | 0.4%          | 0                    |             | 0           |              | 4                      | 50.0%        | 3          | 37.5%        | 0           |              | 0         |             | 0          |             | 1          | 12.5%       | 62.5%        |
| Hiawatha Community Hospital - Hiawatha, KS            | 8                | 0.4%          | 0                    |             | 1           | 12.5%        | 2                      | 25.0%        | 1          | 12.5%        | 0           |              | 3         | 37.5%       | 1          | 12.5%       | 1          | 12.5%       | 12.5%        |
| Saint Luke's North Hospital -- Smithville, MO         | 7                | 0.3%          | 0                    |             | 0           |              | 0                      |              | 0          |              | 1           | 14.3%        | 6         | 85.7%       | 0          |             | 0          |             |              |
| Menorah Medical Center - Overland Park, KS            | 7                | 0.3%          | 0                    |             | 0           |              | 4                      | 57.1%        | 0          |              | 1           | 14.3%        | 0         |             | 1          | 14.3%       | 1          | 14.3%       | 85.7%        |
| Lawrence Memorial Hospital - Lawrence, KS             | 7                | 0.3%          | 0                    |             | 2           | 28.6%        | 1                      | 14.3%        | 1          | 14.3%        | 1           | 14.3%        | 0         |             | 1          | 14.3%       | 1          | 14.3%       | 28.6%        |
| Kansas Residents/Minnesota Hospitals                  | 6                | 0.3%          | 0                    |             | 2           | 33.3%        | 1                      | 16.7%        | 2          | 33.3%        | 1           | 16.7%        | 0         |             | 0          |             | 0          |             | 66.7%        |
| Mo DHSS Direct Submit Hospitals - Kansas City, MO     | 5                | 0.2%          | 0                    |             | 1           | 20.0%        | 2                      | 40.0%        | 1          | 20.0%        | 0           |              | 1         | 20.0%       | 0          |             | 0          |             |              |
| Two Rivers Behavioral Health System - Kansas City, MO | 5                | 0.2%          | 0                    |             | 0           |              | 0                      |              | 0          |              | 0           |              | 5         | 100.0%      | 0          |             | 0          |             |              |
| Other Hospitals                                       | 27               | 1.3%          | 5                    | 18.5%       | 5           | 18.5%        | 7                      | 25.9%        | 2          | 7.4%         | 4           | 14.8%        | 3         | 11.1%       | 0          |             | 1          | 3.7%        | 37.0%        |
| <b>Hospital Total</b>                                 | <b>2,105</b>     | <b>100.0%</b> | <b>97</b>            | <b>4.6%</b> | <b>238</b>  | <b>11.3%</b> | <b>445</b>             | <b>21.1%</b> | <b>306</b> | <b>14.5%</b> | <b>524</b>  | <b>24.9%</b> | <b>91</b> | <b>4.3%</b> | <b>209</b> | <b>9.9%</b> | <b>195</b> | <b>9.3%</b> | <b>27.5%</b> |



**Patient Origin by Region - Inpatient**  
Atchison, KS Residents Treated in KHA Reporting Area  
Federal Fiscal Year: 2012 through Q3

| Hospital   | Total Discharges |       | Pediatric Age 0 - 17 |        | Adult Medical/Surgical |             |             |         | Psychiatric | Obstetric | Newborn |       | Surg % |       |     |       |     |       |        |
|--|------------------|-------|----------------------|--------|------------------------|-------------|-------------|---------|-------------|-----------|---------|-------|--------|-------|-----|-------|-----|-------|--------|
|  | Cases            | %     | Cases                | %      | Age 18 - 44            | Age 45 - 64 | Age 65 - 74 | Age 75+ |             |           | Cases   | %     |        | Cases | %   |       |     |       |        |
| Atchison Hospital - Atchison, KS                       | 647              | 42.7% | 11                   | 1.7%   | 56                     | 8.7%        | 111         | 17.2%   | 74          | 11.4%     | 178     | 27.5% | 3      | 0.5%  | 112 | 17.3% | 102 | 15.8% | 14.5%  |
| Kansas Residents/Other Missouri Hospitals              | 284              | 18.8% | 1                    | 0.4%   | 38                     | 13.4%       | 81          | 28.5%   | 63          | 22.2%     | 64      | 22.5% | 7      | 2.5%  | 16  | 5.6%  | 14  | 4.9%  | 39.1%  |
| The University of Kansas Hospital - Kansas City, KS    | 195              | 12.9% | 4                    | 2.1%   | 30                     | 15.4%       | 68          | 34.9%   | 31          | 15.9%     | 49      | 25.1% | 2      | 1.0%  | 7   | 3.6%  | 4   | 2.1%  | 46.7%  |
| Children's Mercy Hospitals and - Kansas City, MO       | 55               | 3.6%  | 55                   | 100.0% | 0                      | 0           | 0           | 0       | 0           | 0         | 0       | 0     | 0      | 0     | 0   | 0     | 0   | 0     | 9.1%   |
| Cushing Memorial Hospital - Leavenworth, KS            | 49               | 3.2%  | 0                    | 0      | 3                      | 6.1%        | 2           | 4.1%    | 2           | 4.1%      | 2       | 4.1%  | 32     | 65.3% | 4   | 8.2%  | 4   | 8.2%  | 12.2%  |
| Stormont-Vail HealthCare - Topeka, KS                  | 42               | 2.8%  | 0                    | 0      | 3                      | 7.1%        | 8           | 19.0%   | 4           | 9.5%      | 5       | 11.9% | 8      | 19.0% | 7   | 16.7% | 7   | 16.7% | 19.0%  |
| Saint Luke's Hospital of Kansas City - Kansas City, MO | 40               | 2.6%  | 0                    | 0      | 3                      | 7.5%        | 5           | 12.5%   | 15          | 37.5%     | 13      | 32.5% | 0      | 0     | 2   | 5.0%  | 2   | 5.0%  | 27.5%  |
| St. Francis Health Center - Topeka, KS                 | 33               | 2.2%  | 0                    | 0      | 1                      | 3.0%        | 5           | 15.2%   | 2           | 6.1%      | 21      | 63.6% | 0      | 0     | 2   | 6.1%  | 2   | 6.1%  | 45.5%  |
| Saint John Hospital - Leavenworth, KS                  | 23               | 1.5%  | 1                    | 4.3%   | 1                      | 4.3%        | 5           | 21.7%   | 2           | 8.7%      | 8       | 34.8% | 2      | 8.7%  | 2   | 8.7%  | 2   | 8.7%  | 4.3%   |
| Horton Community Hospital - Horton, KS                 | 19               | 1.3%  | 0                    | 0      | 2                      | 10.5%       | 6           | 31.6%   | 3           | 15.8%     | 8       | 42.1% | 0      | 0     | 0   | 0     | 0   | 0     | 5.3%   |
| Shawnee Mission Medical Center - Shawnee Mission, KS   | 18               | 1.2%  | 0                    | 0      | 4                      | 22.2%       | 5           | 27.8%   | 0           | 0         | 8       | 44.4% | 1      | 5.6%  | 0   | 0     | 0   | 0     | 56.6%  |
| North Kansas City Hospital - North Kansas City, MO     | 17               | 1.1%  | 0                    | 0      | 0                      | 0           | 3           | 17.6%   | 8           | 47.1%     | 4       | 23.5% | 0      | 0     | 1   | 5.9%  | 1   | 5.9%  | 70.6%  |
| Providence Medical Center - Kansas City, KS            | 15               | 1.0%  | 0                    | 0      | 0                      | 0           | 6           | 40.0%   | 0           | 0         | 3       | 20.0% | 0      | 0     | 3   | 20.0% | 3   | 20.0% | 33.3%  |
| Hiawatha Community Hospital - Hiawatha, KS             | 11               | 0.7%  | 0                    | 0      | 6                      | 54.5%       | 1           | 9.1%    | 0           | 0         | 1       | 9.1%  | 0      | 0     | 2   | 18.2% | 1   | 9.1%  | 9.1%   |
| Research Medical Center - Kansas City, MO              | 6                | 0.4%  | 0                    | 0      | 1                      | 16.7%       | 1           | 16.7%   | 0           | 0         | 0       | 0     | 2      | 33.3% | 1   | 16.7% | 1   | 16.7% | 33.3%  |
| Community Healthcare System Inc. - Onaga, KS           | 6                | 0.4%  | 0                    | 0      | 0                      | 0           | 6           | 100.0%  | 0           | 0         | 0       | 0     | 0      | 0     | 0   | 0     | 0   | 0     | 100.0% |
| Mo DHSS Direct Submit Hospitals - Kansas City, MO      | 5                | 0.3%  | 0                    | 0      | 0                      | 0           | 1           | 20.0%   | 0           | 0         | 0       | 0     | 4      | 80.0% | 0   | 0     | 0   | 0     | 0      |



**Patient Origin by Region - Inpatient**  
Atchison, KS Residents Treated in KHA Reporting Area  
Federal Fiscal Year: 2012 through Q3

| Hospital                                       | Total Discharges |               | Pediatric Age 0 - 17 |             | Adult Medical/Surgical |              |             |              | Psychiatric | Obstetric    | Newborn    |              | Surg %    |             |            |              |            |             |              |
|--|------------------|---------------|----------------------|-------------|------------------------|--------------|-------------|--------------|-------------|--------------|------------|--------------|-----------|-------------|------------|--------------|------------|-------------|--------------|
|  | Cases            | %             | Cases                | %           | Age 18 - 44            | Age 45 - 64  | Age 65 - 74 | Age 75+      |             |              | Cases      | %            |           | Cases       | %          |              |            |             |              |
| Saint Luke's North Hospital -- Kansas City, MO | 5                | 0.3%          | 0                    | 0           | 0                      | 2            | 40.0%       | 1            | 20.0%       | 0            | 0          | 1            | 20.0%     | 1           | 20.0%      | 1            | 20.0%      | 40.0%       |              |
| Saint Luke's South - Overland Park, KS         | 5                | 0.3%          | 0                    | 0           | 0                      | 1            | 20.0%       | 2            | 40.0%       | 2            | 40.0%      | 0            | 0         | 0           | 0          | 0            | 0          | 80.0%       |              |
| Other Hospitals                                | 39               | 2.6%          | 3                    | 7.7%        | 5                      | 12.8%        | 6           | 15.4%        | 8           | 20.5%        | 5          | 12.8%        | 4         | 10.3%       | 4          | 10.3%        | 4          | 10.3%       | 38.5%        |
| <b>Hospital Total</b>                          | <b>1,514</b>     | <b>100.0%</b> | <b>75</b>            | <b>5.0%</b> | <b>153</b>             | <b>10.1%</b> | <b>323</b>  | <b>21.3%</b> | <b>215</b>  | <b>14.2%</b> | <b>371</b> | <b>24.5%</b> | <b>65</b> | <b>4.3%</b> | <b>164</b> | <b>10.8%</b> | <b>148</b> | <b>9.8%</b> | <b>26.4%</b> |



**Outpatient Market Penetration by Service Type\***  
 Atchison Hospital - Atchison, KS  
 Total Outpatient Visits  
 Federal Fiscal Year: 2010



| Revenue Category Visits                            | Total Visits | Atchison, KS |       | Doniphan, KS |       | Buchanan, MO |       | Jefferson, KS |       | Brown, KS |      | Leavenworth, KS |      | Platte, MO |      | All Other Visits |
|--|--------------|--------------|-------|--------------|-------|--------------|-------|---------------|-------|-----------|------|-----------------|------|------------|------|------------------|
|  |              | Visits       | %     | Visits       | %     | Visits       | %     | Visits        | %     | Visits    | %    | Visits          | %    | Visits     | %    |                  |
| 1 Emergency Department (45x)                       | 8,681        | 6,669        | 88.6% | 305          | 14.1% | 450          | 16.4% | 183           | 4.5%  | 140       | 4.4% | 93              | 0.4% | 81         | 0.3% | 560              |
| 2 Surgery (36x, 49x)                               | 1,470        | 1,071        | 55.0% | 125          | 12.5% | 79           | 5.1%  | 54            | 3.0%  | 75        | 4.3% | 30              | 0.5% | 10         | 0.1% | 26               |
| 3 Observation (76x, excl. 761)                     | 513          | 430          | 76.5% | 23           | 13.2% | 18           | 5.5%  | 16            | 1.8%  | 5         | 1.1% | 5               | 0.2% | 3          | 0.1% | 13               |
| 11 Radiology - Diagnostic (32x, excl. 322 and 323) | 6,873        | 5,471        | 82.2% | 349          | 17.5% | 311          | 10.2% | 158           | 3.8%  | 105       | 3.2% | 81              | 0.5% | 53         | 0.3% | 345              |
| 12 Arthro/Arteriography (322, 323)                 | 19           | 11           | 20.8% | 1            | 4.5%  |              |       |               |       | 1         | 7.7% | 2               | 2.3% |            |      | 4                |
| 14 Nuclear Medicine (34x)                          | 381          | 304          | 68.5% | 20           | 11.4% | 23           | 9.9%  | 13            | 2.7%  | 7         | 2.1% | 4               | 0.2% | 4          | 0.3% | 6                |
| 15 CT Scan (35x)                                   | 2,005        | 1,583        | 75.7% | 108          | 12.9% | 91           | 9.1%  | 58            | 3.4%  | 31        | 3.6% | 23              | 0.4% | 9          | 0.1% | 102              |
| 16 Mammography (401, 403)                          | 1,158        | 949          | 77.1% | 70           | 13.3% | 35           | 7.3%  | 46            | 3.5%  | 21        | 2.5% | 11              | 0.3% | 16         | 0.4% | 10               |
| 17 Ultrasound (402)                                | 1,435        | 1,134        | 75.6% | 89           | 15.5% | 59           | 6.6%  | 50            | 5.6%  | 32        | 4.2% | 15              | 0.4% | 9          | 0.2% | 47               |
| 18 PET Scan (404)                                  | 37           | 31           | 55.4% | 2            | 0.7%  | 3            | 5.1%  |               |       |           |      |                 |      |            |      | 1                |
| 19 Magnetic Resonance Technology (61x)             | 700          | 554          | 72.4% | 25           | 6.6%  | 25           | 5.7%  | 25            | 3.0%  | 15        | 2.7% | 9               | 0.5% | 5          | 0.2% | 42               |
| 21 Chemotherapy (33x, excl. 333)                   | 6            | 6            | 6.7%  |              |       |              |       |               |       |           |      |                 |      |            |      |                  |
| 23 Pulmonary Function (46x)                        | 535          | 428          | 68.2% | 26           | 5.3%  | 28           | 9.2%  | 10            | 2.9%  | 9         | 6.8% | 9               | 0.4% | 6          | 0.4% | 19               |
| 25 Stress Test (482)                               | 251          | 196          | 75.4% | 17           | 17.5% | 14           | 12.8% | 7             | 2.8%  | 5         | 2.6% | 4               | 0.4% | 6          | 0.7% | 2                |
| 30 ESWT/Lithotripsy (79x)                          | 1            | 1            | 50.0% |              |       |              |       |               |       |           |      |                 |      |            |      |                  |
| 33 Cardiac Rehab (943)                             | 464          | 370          | 98.9% | 4            | 10.0% | 46           | 76.7% | 21            | 26.6% |           |      | 19              | 4.4% | 4          | 0.5% |                  |
| 35 Treatment Room (76X excl. 762)                  | 1,133        | 1,016        | 77.9% | 30           | 8.0%  | 27           | 8.5%  | 14            | 1.2%  | 8         | 0.5% | 10              | 0.6% | 4          | 0.5% | 24               |
| 36 Respiratory Services (41x)                      | 671          | 546          | 78.4% | 30           | 19.9% | 41           | 23.6% | 8             | 20.5% | 10        | 3.8% | 15              | 1.9% | 6          | 0.8% | 15               |
| 37 EKG/ECG (73x)                                   | 1,846        | 1,496        | 75.2% | 78           | 10.0% | 81           | 9.0%  | 45            | 3.3%  | 31        | 2.2% | 26              | 0.5% | 7          | 0.1% | 82               |
| 38 Cardiology (48x excl. 481-483)                  | 388          | 320          | 72.6% | 15           | 10.2% | 13           | 4.7%  | 15            | 4.9%  | 8         | 2.7% | 6               | 0.7% | 7          | 1.2% | 4                |



**Outpatient Market Penetration by Service Type\***  
 Atchison Hospital - Atchison, KS  
 Total Outpatient Visits  
 Federal Fiscal Year: 2010



| Revenue Category Visits            | Total Visits  | Atchison, KS  |              | Doniphan, KS |              | Buchanan, MO |             | Jefferson, KS |             | Brown, KS  |             | Leavenworth, KS |             | Platte, MO |             | All Other Visits |
|------------------------------------|---------------|---------------|--------------|--------------|--------------|--------------|-------------|---------------|-------------|------------|-------------|-----------------|-------------|------------|-------------|------------------|
|                                    |               | Visits        | %            | Visits       | %            | Visits       | %           | Visits        | %           | Visits     | %           | Visits          | %           | Visits     | %           |                  |
| 39 Sleep Lab (HCPC 95805-95811)    | 66            | 54            | 60.7%        | 4            | 6.2%         | 3            | 3.9%        | 1             | 0.7%        | 3          | 7.5%        | 1               | 0.2%        |            |             |                  |
| 42 Physical Therapy (42x)          | 1,786         | 1,555         | 93.2%        | 35           | 11.4%        | 64           | 28.4%       | 39            | 11.7%       | 21         | 1.9%        | 12              | 0.7%        | 5          | 0.3%        | 55               |
| 43 Occupational Therapy (43x)      | 287           | 246           | 82.3%        | 3            | 12.0%        | 11           | 6.7%        | 10            | 9.6%        | 5          | 3.6%        | 1               | 0.1%        | 2          | 0.3%        | 9                |
| 44 Speech/Language Pathology (44x) | 281           | 275           | 82.6%        |              |              |              |             | 3             | 4.1%        |            |             | 1               | 0.2%        | 2          | 0.5%        |                  |
| Actual visits in report            | 21,169        | 16,998        | 76.7%        | 955          | 12.8%        | 984          | 9.3%        | 517           | 3.5%        | 409        | 3.0%        | 258             | 0.5%        | 157        | 0.2%        | 891              |
| Actual unclassified visits         | 18,275        | 15,588        | 83.0%        | 754          | 18.7%        | 529          | 6.3%        | 453           | 6.0%        | 215        | 1.1%        | 204             | 0.9%        | 140        | 0.4%        | 392              |
| <b>Actual total visits</b>         | <b>39,444</b> | <b>32,586</b> | <b>79.6%</b> | <b>1,709</b> | <b>14.9%</b> | <b>1,513</b> | <b>8.0%</b> | <b>970</b>    | <b>4.4%</b> | <b>624</b> | <b>1.9%</b> | <b>462</b>      | <b>0.6%</b> | <b>297</b> | <b>0.3%</b> | <b>1,283</b>     |



**Outpatient Market Penetration by Service Type\***  
 Atchison Hospital - Atchison, KS  
 Total Outpatient Visits  
 Federal Fiscal Year: 2011



| Revenue Category Visits                            | Total Visits | Atchison, KS |       | Doniphan, KS |       | Buchanan, MO |       | Jefferson, KS |       | Brown, KS |      | Leavenworth, KS |      | Platte, MO |      | All Other Visits |
|--|--------------|--------------|-------|--------------|-------|--------------|-------|---------------|-------|-----------|------|-----------------|------|------------|------|------------------|
|  |              | Visits       | %     | Visits       | %     | Visits       | %     | Visits        | %     | Visits    | %    | Visits          | %    | Visits     | %    |                  |
| 1 Emergency Department (45x)                       | 8,909        | 7,050        | 89.1% | 402          | 16.9% | 389          | 14.7% | 218           | 5.1%  | 108       | 2.2% | 126             | 0.5% | 68         | 0.2% | 548              |
| 2 Surgery (36x, 49x)                               | 1,695        | 1,278        | 58.7% | 168          | 16.2% | 47           | 2.7%  | 51            | 2.8%  | 64        | 3.4% | 39              | 0.6% | 9          | 0.1% | 39               |
| 3 Observation (76x, excl. 761)                     | 487          | 398          | 70.9% | 27           | 12.1% | 21           | 7.0%  | 12            | 1.2%  | 4         | 0.6% | 5               | 0.2% | 2          | 0.1% | 18               |
| 11 Radiology - Diagnostic (32x, excl. 322 and 323) | 6,773        | 5,320        | 81.4% | 376          | 17.0% | 275          | 8.9%  | 204           | 4.8%  | 102       | 2.2% | 100             | 0.6% | 69         | 0.4% | 327              |
| 12 Arthro/Arteriography (322, 323)                 | 18           | 14           | 35.9% |              |       |              |       |               |       |           |      |                 |      |            |      | 4                |
| 14 Nuclear Medicine (34x)                          | 383          | 302          | 66.4% | 28           | 16.5% | 18           | 6.9%  | 18            | 2.6%  | 5         | 1.2% | 6               | 0.3% | 3          | 0.2% | 3                |
| 15 CT Scan (35x)                                   | 2,066        | 1,634        | 76.5% | 119          | 13.5% | 81           | 7.9%  | 67            | 3.4%  | 36        | 3.1% | 35              | 0.6% | 11         | 0.1% | 83               |
| 16 Mammography (401, 403)                          | 1,089        | 896          | 71.2% | 81           | 14.7% | 32           | 6.8%  | 37            | 2.8%  | 26        | 2.5% | 8               | 0.2% | 10         | 0.2% | 9                |
| 17 Ultrasound (402)                                | 1,650        | 1,229        | 78.1% | 122          | 19.5% | 43           | 4.2%  | 57            | 6.4%  | 34        | 3.7% | 13              | 0.3% | 8          | 0.1% | 44               |
| 18 PET Scan (404)                                  | 15           | 14           | 31.8% |              |       |              |       |               |       |           |      |                 |      |            |      | 1                |
| 19 Magnetic Resonance Technology (61x)             | 768          | 596          | 71.5% | 33           | 9.5%  | 32           | 6.3%  | 29            | 3.1%  | 15        | 2.3% | 9               | 0.4% | 7          | 0.2% | 45               |
| 21 Chemotherapy (33x, excl. 333)                   | 3            | 2            | 2.7%  |              |       |              |       | 1             | 0.6%  |           |      |                 |      |            |      |                  |
| 23 Pulmonary Function (46x)                        | 509          | 384          | 71.2% | 38           | 9.5%  | 26           | 9.1%  | 13            | 3.4%  | 6         | 3.3% | 25              | 1.3% | 7          | 0.5% | 10               |
| 25 Stress Test (482)                               | 297          | 236          | 76.4% | 18           | 19.1% | 12           | 7.5%  | 17            | 4.0%  | 4         | 1.7% | 4               | 0.4% | 3          | 0.2% | 3                |
| 33 Cardiac Rehab (943)                             | 449          | 376          | 99.2% | 4            | 10.0% | 25           | 78.1% | 14            | 13.0% |           |      | 16              | 3.4% | 14         | 1.6% |                  |
| 35 Treatment Room (76X excl. 762)                  | 717          | 655          | 63.3% | 23           | 5.2%  | 9            | 2.8%  | 19            | 1.5%  | 6         | 0.3% |                 |      |            |      | 4                |
| 36 Respiratory Services (41x)                      | 663          | 533          | 83.8% | 31           | 16.5% | 31           | 17.4% | 13            | 16.5% | 9         | 3.6% | 17              | 1.9% | 4          | 0.5% | 25               |
| 37 EKG/ECG (73x)                                   | 1,797        | 1,441        | 73.9% | 77           | 10.2% | 79           | 8.7%  | 55            | 3.9%  | 33        | 1.8% | 26              | 0.5% | 16         | 0.3% | 70               |
| 38 Cardiology (48x excl. 481-483)                  | 488          | 381          | 72.0% | 24           | 13.0% | 15           | 4.9%  | 21            | 4.9%  | 7         | 1.8% | 6               | 0.5% | 5          | 0.8% | 9                |
| 39 Sleep Lab (HCPC 95805-95811)                    | 73           | 61           | 51.3% | 2            | 2.9%  | 3            | 3.5%  |               |       | 1         | 2.1% | 5               | 1.2% | 1          | 0.2% |                  |



**Outpatient Market Penetration by Service Type\***  
 Atchison Hospital - Atchison, KS  
 Total Outpatient Visits  
 Federal Fiscal Year: 2011



| Revenue Category Visits            | Total Visits | Atchison, KS |       | Doniphan, KS |       | Buchanan, MO |       | Jefferson, KS |       | Brown, KS |      | Leavenworth, KS |      | Platte, MO |      | All Other Visits |
|------------------------------------|--------------|--------------|-------|--------------|-------|--------------|-------|---------------|-------|-----------|------|-----------------|------|------------|------|------------------|
|                                    |              | Visits       | %     | Visits       | %     | Visits       | %     | Visits        | %     | Visits    | %    | Visits          | %    | Visits     | %    |                  |
| 42 Physical Therapy (42x)          | 1,743        | 1,514        | 91.8% | 46           | 13.0% | 58           | 22.1% | 52            | 15.1% | 19        | 1.4% | 11              | 0.7% | 6          | 0.3% | 37               |
| 43 Occupational Therapy (43x)      | 327          | 303          | 80.6% | 4            | 10.5% | 6            | 3.3%  | 4             | 3.3%  | 1         | 0.6% |                 |      | 4          | 0.5% | 5                |
| 44 Speech/Language Pathology (44x) | 303          | 282          | 90.1% | 8            | 29.6% | 1            | 0.9%  | 8             | 11.9% | 1         | 1.1% |                 |      | 2          | 0.4% | 1                |
| Actual visits in report            | 21,760       | 17,399       | 76.4% | 1,172        | 14.7% | 811          | 7.3%  | 648           | 4.2%  | 359       | 2.0% | 329             | 0.5% | 181        | 0.2% | 861              |
| Actual unclassified visits         | 17,229       | 14,495       | 83.3% | 717          | 18.7% | 479          | 5.0%  | 512           | 6.8%  | 251       | 1.6% | 224             | 0.9% | 138        | 0.3% | 413              |
| Actual total visits                | 38,989       | 31,894       | 79.4% | 1,889        | 16.0% | 1,290        | 6.2%  | 1,160         | 5.0%  | 610       | 1.8% | 553             | 0.7% | 319        | 0.3% | 1,274            |



**Outpatient Market Penetration by Service Type\***  
 Atchison Hospital - Atchison, KS  
 Total Outpatient Visits  
 Federal Fiscal Year: 2012 through Q3



| Revenue Category Visits                            | Total Visits | Atchison, KS |       | Doniphan, KS |       | Buchanan, MO |       | Jefferson, KS |       | Brown, KS |       | Leavenworth, KS |      | Platte, MO |      | All Other Visits |
|--|--------------|--------------|-------|--------------|-------|--------------|-------|---------------|-------|-----------|-------|-----------------|------|------------|------|------------------|
|  |              | Visits       | %     | Visits       | %     | Visits       | %     | Visits        | %     | Visits    | %     | Visits          | %    | Visits     | %    |                  |
| 1 Emergency Department (45x)                       | 5,951        | 4,802        | 80.0% | 210          | 14.8% | 253          | 14.1% | 135           | 4.4%  | 63        | 16.2% | 85              | 0.5% | 42         | 0.2% | 361              |
| 2 Surgery (36x, 49x)                               | 1,233        | 956          | 62.6% | 113          | 21.2% | 31           | 2.3%  | 50            | 3.5%  | 24        | 4.8%  | 26              | 0.5% | 9          | 0.1% | 24               |
| 3 Observation (76x, excl. 761)                     | 159          | 134          | 47.5% | 4            | 2.3%  | 11           | 4.8%  | 2             | 0.3%  | 1         | 0.6%  |                 |      | 2          | 0.1% | 5                |
| 11 Radiology - Diagnostic (32x, excl. 322 and 323) | 4,706        | 3,751        | 80.1% | 230          | 17.8% | 178          | 8.1%  | 130           | 4.2%  | 65        | 9.1%  | 66              | 0.4% | 39         | 0.3% | 247              |
| 12 Arthro/Arteriography (322, 323)                 | 6            | 4            | 19.0% |              |       |              |       |               |       | 1         | 16.7% |                 |      |            |      | 1                |
| 14 Nuclear Medicine (34x)                          | 266          | 230          | 66.3% | 16           | 13.1% | 8            | 4.4%  | 4             | 0.9%  | 4         | 4.3%  | 3               | 0.2% | 2          | 0.1% | 1                |
| 15 CT Scan (35x)                                   | 1,375        | 1,099        | 74.6% | 73           | 11.9% | 59           | 8.0%  | 29            | 2.1%  | 16        | 6.8%  | 13              | 0.3% | 6          | 0.1% | 80               |
| 16 Mammography (401, 403)                          | 839          | 689          | 73.6% | 53           | 14.7% | 25           | 7.1%  | 29            | 3.0%  | 23        | 18.0% | 10              | 0.3% | 2          | 0.1% | 8                |
| 17 Ultrasound (402)                                | 993          | 768          | 74.6% | 78           | 19.3% | 25           | 3.5%  | 43            | 6.3%  | 30        | 17.1% | 15              | 0.4% | 8          | 0.2% | 26               |
| 18 PET Scan (404)                                  | 9            | 8            | 36.4% |              |       | 1            | 3.1%  |               |       |           |       |                 |      |            |      |                  |
| 19 Magnetic Resonance Technology (61x)             | 510          | 402          | 70.3% | 30           | 12.0% | 16           | 4.0%  | 14            | 2.1%  | 17        | 10.3% | 7               | 0.3% | 6          | 0.2% | 18               |
| 23 Pulmonary Function (46x)                        | 324          | 244          | 64.9% | 9            | 3.3%  | 13           | 6.2%  | 9             | 3.5%  | 3         | 4.2%  | 22              | 1.9% | 13         | 1.5% | 11               |
| 25 Stress Test (482)                               | 190          | 163          | 73.8% | 12           | 15.8% | 5            | 4.6%  | 3             | 1.1%  | 2         | 4.8%  | 2               | 0.3% | 3          | 0.3% |                  |
| 33 Cardiac Rehab (943)                             | 227          | 179          | 96.8% | 6            | 18.8% | 9            | 50.0% | 7             | 13.5% |           |       | 12              | 3.7% | 7          | 1.1% | 7                |
| 35 Treatment Room (76X excl. 762)                  | 701          | 605          | 68.4% | 23           | 9.4%  | 44           | 16.4% | 4             | 0.4%  | 7         | 1.8%  | 3               | 0.3% | 1          | 0.1% | 14               |
| 36 Respiratory Services (41x)                      | 440          | 366          | 90.8% | 17           | 10.1% | 11           | 8.7%  | 6             | 12.5% | 4         | 19.0% | 10              | 1.0% | 1          | 0.1% | 25               |
| 37 EKG/ECG (73x)                                   | 1,032        | 870          | 71.8% | 22           | 4.9%  | 55           | 8.5%  | 14            | 1.5%  | 10        | 4.0%  | 11              | 0.3% | 9          | 0.2% | 41               |
| 38 Cardiology (48x excl. 481-483)                  | 331          | 269          | 74.3% | 20           | 16.5% | 16           | 7.4%  | 6             | 1.5%  | 5         | 3.6%  | 7               | 1.0% | 6          | 1.4% | 2                |
| 39 Sleep Lab (HPCP 95805-95811)                    | 60           | 48           | 60.0% | 4            | 6.9%  | 1            | 1.8%  | 3             | 2.6%  | 3         | 9.7%  | 1               | 0.3% |            |      |                  |
| 42 Physical Therapy (42x)                          | 1,336        | 1,166        | 94.6% | 32           | 19.6% | 39           | 18.6% | 40            | 16.2% | 18        | 16.4% | 10              | 0.7% | 2          | 0.1% | 29               |



**Outpatient Market Penetration by Service Type\***  
 Atchison Hospital - Atchison, KS  
 Total Outpatient Visits  
 Federal Fiscal Year: 2012 through Q3



| Revenue Category Visits           | Total Visits  | Atchison, KS  |              | Doniphan, KS |              | Buchanan, MO |             | Jefferson, KS |             | Brown, KS  |             | Leavenworth, KS |             | Platte, MO |             | All Other Visits |
|-----------------------------------|---------------|---------------|--------------|--------------|--------------|--------------|-------------|---------------|-------------|------------|-------------|-----------------|-------------|------------|-------------|------------------|
|                                   |               | Visits        | %            | Visits       | %            | Visits       | %           | Visits        | %           | Visits     | %           | Visits          | %           | Visits     | %           |                  |
| 43 Occupational Therapy (43x)     | 217           | 189           | 73.3%        | 5            | 10.6%        | 11           | 5.5%        | 2             | 2.0%        | 7          | 15.9%       |                 |             | 1          | 0.1%        | 2                |
| 44 SpeechLanguage Pathology (44x) | 219           | 209           | 92.9%        | 2            | 10.0%        | 2            | 2.0%        | 2             | 3.3%        | 2          | 13.3%       | 1               | 0.3%        |            |             | 1                |
| Actual visits in report           | 15,190        | 12,306        | 76.8%        | 740          | 15.6%        | 551          | 6.9%        | 412           | 3.6%        | 231        | 7.6%        | 240             | 0.5%        | 113        | 0.2%        | 597              |
| Actual unclassified visits        | 12,161        | 10,306        | 84.2%        | 444          | 25.0%        | 331          | 4.6%        | 401           | 7.2%        | 181        | 7.7%        | 168             | 0.9%        | 77         | 0.2%        | 253              |
| <b>Actual total visits</b>        | <b>27,351</b> | <b>22,612</b> | <b>80.0%</b> | <b>1,184</b> | <b>18.2%</b> | <b>882</b>   | <b>5.8%</b> | <b>813</b>    | <b>4.7%</b> | <b>412</b> | <b>7.6%</b> | <b>408</b>      | <b>0.6%</b> | <b>190</b> | <b>0.2%</b> | <b>850</b>       |

---

# Town Hall Attendees Notes & Feedback

**[VVV Research & Development INC]**

| Atchison County CHNA Town Hall - Roster (34 Attendees from 172 community invites) 3/28/13      |        |            |           |  |   |
|--|--------|------------|-----------|--|---|
| Category   | Attend | First Name | Last Name | Organization                                     | Address/City/St/Zip   |
| Education officials and staff - school superintendents, principals, teachers and school nurses | 1      | Janet      | Adrian    | Benedictine College                              | 1020 N. 2nd St Atchison, KS 66002                           |
| Layperson  | 1      | John       | Bishop    |  | 902 N. 4th St. Atchison, KS 66002                           |
| Layperson  | 1      | Leslie     | Blakley   |  | 8411 SW Blakeley Rd Rushville, MO                           |
| Layperson  | 1      | Ashi       | Brown     |  | 408 N 7th Street Atchison, KS                               |
| Layperson  | 1      | Beth       | Brown     |  | 408 N 7th Street Atchison, KS                               |
| Education officials and staff - school superintendents, principals, teachers and school nurses | 1      | Janelle    | Carrigan  | USD 409  | Board of Education Office 626 Commercial Atchison, KS 66002 |
| Education officials and staff - school superintendents, principals, teachers and school nurses | 1      | Deborah    | Eplee     | USD 409  | Board of Education Office 626 Commercial Atchison, KS 66002 |
| Physician  | 1      | John       | Eplee     |  |   |
| Layperson  | 1      | Becky      | Gilmane   |  | 907 S. 2nd, Hiawatha, KS 66434                              |
| Political, appointed and elected officials   | 1      | Stephanie  | Leif      | Community Development                            |   |
|  | 1      | Christi    | Mill      | DCCCA  |   |
| People without titles, but identified by others as "community leaders"                         | 1      | Jonathan   | Mize      | Blish-Mize                                       | 223 S. 5th, Atchison, KS 66002                              |
| Nek-Cap  | 1      | Sonja      | Moranz    | Nek-Cap  | 751 S. 8th St. Atchison, KS 66002                           |
|  | 1      | David      | Moyer     |  |   |
|  | 1      | Joann      | Murry     |  |   |
| Layperson  | 1      | Susan      | Myers     |  | 626 Commercial, Atchison                                    |
| Education officials and staff - school superintendents, principals, teachers and school nurses | 1      | Diane      | Nielson   | K-State Research and Extention - Atchison County | PO Box 109, Kansas 66023                                    |
| People without titles, but identified by others as "community leaders"                         | 1      | Con        | Olsen     |  | 1321 N 3rd Atchison   |
| Political, appointed and elected officials   | 1      | Bill       | Pohl      | District 3                                       | 423 N. Fifth St Atchison, KS 66002                          |
| Political, appointed and elected officials   | 1      | Allen      | Reavis    |  | City Hall 515 Kansas Avenue Atchison, KS 66002              |



| <b>Atchison County CHNA Town Hall - Roster (34 Attendees from 172 community invites) 3/28/13</b>   |               |                   |                  |                            |   |
|--|---------------|-------------------|------------------|----------------------------|---|
| <b>Category</b>  | <b>Attend</b> | <b>First Name</b> | <b>Last Name</b> | <b>Organization</b>        | <b>Address/City/St/Zip</b>              |
| Layperson  | 1             | Nub               | Schrader         |                            | 4490 Meade Rd Cummings, KS              |
| Representative from businesses - owners/CEO's of large businesses (local or large corporations with local branches)                              | 1             | Marc              | Schuche          |                            | 400 South 4th Street Atchison, KS 66002 |
| Leaders in other not-for-profit health care organizations, such as hospitals, clinics, nursing homes and home-based and community-based services | 1             | Janet             | Settich          | Parents As Teachers        | 8664 Deer Creek Rd Atchison, KS 66002   |
| Layperson  | 1             | Wendy             | Simmons          |                            | 907 S. 2nd, Hiawatha, KS 66434          |
| Layperson  | 1             | Daniek            | Smith            |                            | Atchison, KS                            |
| People without titles, but identified by others as "community leaders"   | 1             | Valorie           | Smith            |                            | 103 S 7th St #401 Atchison KS 66002     |
| Layperson  | 1             | Harry             | Swendson         |                            | 8606 McPherson Road                     |
| Layperson  | 1             | Mary              | Swendson         |                            | 8606 McPherson Road                     |
| Layperson  | 1             | Martha            | Wagner           |                            | 4306 Grandue Road                       |
| Political, appointed and elected officials   | 1             | Tom               | Wagner           | Atchison County Commission | 820 Sheridan Rd., Atchison, KS 66002    |
| Staff from state and area agencies on aging  | 1             | Julie             | Welch            |                            | 526 Oregon, Hiawath, KS 66434           |
| Layperson  | 1             | Mary              | Werner           |                            | 4490 Meade Rd Cummings, KS              |
| Health Dept  | 1             | Connie            | Zeit             |                            | 103 Docwood Drive, Atchison KS 66002    |
| Education officials and staff - school superintendents, principals, teachers and school nurses   | 1             | Rick              | Zumbrunn         | USD 409                    | 1105 Division Atchison, KS. 66002       |

## **Atchison County Town Hall Notes 5:30—7:00 pm**

**In Attendance – 34**

**In Attendance:**

- **Providers**
- **Parents**
- **Elected leaders**
- **Schools**
- **Nursing Homes**

**REVIEW OF TABS:**

**Tab 1 – Demographic Trends**

- Unemployment is up to 8% as of January

**Tab 2 – Economic/Business Trends**

**Tab 3 – Education Profile**

**Tab 5 – Hospitalization / Providers**

**Tab 6 - Behavior Health Profiles**

- Substance abuse rates should be higher

**Tab 7 – Risk Indicators & Factors**

**Tab 8 – Uninsured**

**Tab 9 – Mortality Profile**

**Tab 10 – Preventative Quality Measures**

- 76.3% KDHD current

**SURVEY RESULTS**

**Areas that need attention:**

## **COMMUNITY PERSPECTIVE QUESTIONS:**

### **News / Trends**

#### **Strengths (Colored Cards)**

1. School wellness
2. Solid hospital facility
3. Excellent health department
4. Free health clinic
5. Good access to health information
6. Community food delivery
7. Parks and trails
8. A presence of mental health providers
9. Good public transportation to receive health care
10. Access to healthy food
11. Volunteer support
12. In home care providers
13. Live well Atchison group
14. Community leaders focused on eliminating blight
15. Youth sports programs
16. Community support
17. Spiritual health
18. Visiting specialists
19. Primary care physicians

#### **Weaknesses / Areas of Improvement (White Cards)**

1. Urgent care facilities
2. Uninsured and Medicaid dental services
3. Economic development
4. Family planning
5. Suicide prevention
6. Clean water
7. Prevention for youth – smoking
8. Cessation for smokers
9. Drugs and alcohol (prescription)

10. Obesity (nutrition and fitness)
11. Lead Clean up
12. Mental health providers and access
13. Affordable transportation for health services
14. More frequent specialists (heart and cancer)
15. Community attitudes toward health
16. Emphasizing after school health ed
17. Childcare
18. Health insurance
19. Radon
20. Community awareness of services available
21. Sex education
22. Family life
23. Sidewalk improvements/streets

| Community Health Needs Assessment<br>ATCHISON COUNTY, KS STRENGTHS (White cards) N=34 |                  |                      |   |
|---|------------------|----------------------|---|
| CODE1   | CODE2            | CODE3                | Today: What are the strengths of our community that contribute to health ?  |
| ACC   |                  |                      | Health care facilities  |
| ACC   |                  |                      | Hospital care   |
| ACC   | DOCS/D<br>ENT    | EDU/ECON/FI<br>T     | Hospital; doctors and dentists; free health clinic; free dental clinic; good schools - help with access to care and health promoting behavior; health promoting buisness; areas to walk   |
| ACC   | DOCS             | FIT/REC/NUT<br>R     | New and improved hospital; physicians; supportive health care; fitness facilities; trails/parks; farmers market   |
| ACC   | GEN              |                      | New Hospital; strengths of general practice   |
| ACC   | FIT/REC<br>/WELL | NUTR                 | Volunteers; hospital health care; social service agencies; free health clinic health department; public awareness; exercise activities; parks and trails; public education; housing demolition; farmers markets   |
| AIR/H2O<br>/LEAD  | COM              | PRIM/EDU             | Air, water and lead; small town feel; basic health care; schools  |
| COM   |                  |                      | Participation in CHNA; health fairs; senior centers   |
| COM   |                  |                      | Live Well Live Atchison Initiative; YMCA Improvements/expansion; interest in new trails; support for park improvement; new community garden; more organic vegetables; backpack buddies program; community health clinic; housing demolitions/property clean-ups |
| DOCS  |                  |                      | Excellent physicians  |
| DOCS  | INSU             | WELL                 | Good health care providers; more service than many communities; employer provided insurance; school care about wellness   |
| DOCS  | ACC              | REC                  | Physicians; providers of all health care; hospital; gyms; parks; access to health information   |
| EDU   | ECON             |                      | College; factories  |
| EDU   | FIT/ACC          | NUT                  | Moving forward in classroom (ipads); fitness; good hospitals and health clinics; farmers markets and community gardens  |
| EDU   | NUTR             | REC/FIT/COM<br>/PRIM | School; good health information; good meals; parks and trails; fitness; volunteer support for home health; primary care   |
| EDU   | ACC              |                      | Schools; health care; hospital; ball park   |
| EDU   | COM              | ACC                  | Schools; Live Well Live Atchison Collaboration; Hospital  |
| EDU   | WELL             |                      | Strong schools; wellness communities; taking care of whole child  |
| FAC   | COLAB            | ACC/FIT/NUT<br>R     | Hospital facility; strong collaboration among providers; free health care clinic; fitness; farmers market   |

| Community Health Needs Assessment<br>ATCHISON COUNTY, KS STRENGTHS (White cards) N=34 |       |                       |   |
|---|-------|-----------------------|---|
| CODE1   | CODE2 | CODE3                 | Today: What are the strengths of our community that contribute to health ?  |
| FAM   | EDU   | ACC/DOCS/BH           | Family support systems; engaged schools and daycare; free clinics services; providers; services – mental health department; attractive walking areas; community meals; YMCA and Church services; free clinics                               |
| FIT   | FAC   | WLL/SNUR/ACC/NUTR/FAM | Fitness centers; walking opportunities; hospital facility; physicians/services; health curriculum in schools; school nurses; school screenings; free health clinic; farmers market; health department services; parents as teachers program |
| FIT   | COM   |                       | Host fun runs; concerned people willing to work on improving the overall health of residents  |
| NUTR  | EDU   | FIT/ACC/BH/H          | Good food; education and information; walking trails school wellness; good hospital and health clinic and health department; community meal delivery; mental health service agencies; in home health care providers; house demolition       |
| REC   | NUTR  | ACC/SNUR              | Walk Kansas; programs for after school; farmers market; free clinic; public health; school nurse; parks and trails  |

| Community Health Needs Assessment<br>ATCHISON COUNTY, KS IMPROVEMENTS (Color cards) N=34 |          |  |   |
|--|----------|--|---|
| CODE1  | CODE2    | CODE3                                  | Are there healthcare services in your community / neighborhood that you feel need to be improved and / or changed?  |
| ACC  | LEAD     | PNEO                                   | Expand health clinic services to more people; improve sidewalks and walking trails; pollution reduction; lead; outreach to pregnant mothers   |
| ACC  | SUIC     | SMOK                                   | Free clinics need to help more people; urgent care facilities; suicide prevention; tobacco cessation  |
| ACC  | INSU     | DIAB                                   | Longer hours at free clinic; cost for insurance; diabetic information   |
| ACC  | BH       | INSU/SPEC                              | Urgent care facility; more mental health options; better access to health insurance; more specialties   |
| ALC/DRUG   | BH/OBES  | TPRG                                   | Drug/Alcohol Abuse; mental health; obesity; teen pregnancy  |
| BH   | ECON     | DRUG/ALC/STD                           | Mental health; addiction; economic development; urgent care; drugs and alcohol; obesity; sex  |
| DENT   | ECON     | KID                                    | Better access to dental care for those with Medicaid; more jobs that pay more; daycare at work environments   |
| ECON   | POV      | FAM/DRUG/ALC/SMOK                      | More and better paying jobs; children and families in poverty more daycare; family planning alcohol; tobacco use; prescription drug abuse   |
| ECON   | DENT     | FAM/SUIC/H2O/PREV/DRUG/ALC/SMOK/BH/KID | More and better paying jobs; uninsured dental; family planning; suicide prevention; water cleaning; tobacco/drug/alcohol prevention for youth; lead clean-up; mental health; child care   |
| ECON   | PREV     | DRUG/ALC/SMOK                          | More better paying jobs; better drug/alcohol abuse awareness/prevention; infrastructure improvements; single parent families  |
| FIT  | ECON     | SMOK/ALC/BRST                          | Community attitudes about health; sidewalks; physical activity; economic jobs; smoking prevention; drinking; breastfeeding; family time   |
| KID  |          |  | Child care; mentorship programs for students at risk  |
| NUTR/TR  | ACC/ECON | SUIC/LEAD/H2O/SMOK/DRUG/ALC/OBES       | Increase backpack buddies program; access to healthy foods; transportation; mental health; urgent care; economic development; family planning; suicide prevention; increase lead testing water cleansing; cessation smoking; youth tobacco/drug(prescription)/alcohol prevention; obesity |
| OBES   | ALC/DRUG | TPRG                                   | Obesity; amount of drinking and smoking and drug use; teen pregnancy  |
| PREV   | DRUG     | ALC/SMOK                               | Increase prevention efforts for tobacco/drug/alcohol  |
| PREV   |          |  | Prevention; health assessment   |
| PREV   | SMOK     |  | Tobacco prevention with youth; provide cessation services to those in need  |
| TPRG   | SUIC     | STD/BRST                               | Teen pregnancy; suicide; STDs; breast-feeding   |
| TRANS  | STD/TPRG | INSU/DENT/ACC/ECON                     | Transportation to health clinics; STD and Teen pregnancy education; uninsured and Medicaid dental; central location; urgent care; economic development  |
| WELL   |          |  | After-school programs; parks and trails   |
| WELL   |          |  | Education in schools – STDs and teen pregnancy  |
|  |          |  | Streets (pot holes)   |

## KEY - CHNA Open End Comments

| Code  | HC Themes                        | CODE | Physician Specialty              |
|-------|----------------------------------|------|----------------------------------|
| ACC   | Access to Care                   |      | Primary Care:                    |
| AGE   | Aging (Senior Care / Assistance) | FP   | Family Practice                  |
| AIR   | Air Quality                      | IM   | Internal Medicine                |
| ALC   | Alcohol                          | OBG  | Obstetrics/Gynecology            |
| ALCU  | Underage Drinking                | PEDS | Pediatrics                       |
| ALT   | Alternative Medicine             |      |                                  |
| ALZ   | Alzheimers                       |      | Medicine Specialists:            |
| AMB   | Ambulance Service                | ALL  | Allergy/Immunology               |
| AUD   | Auditory                         | CARD | Cardiology                       |
| BACK  | Back / Spine                     | DERM | Dermatology                      |
| BD    | Blood Drive                      | ENDO | Endocrinology **                 |
| BH    | Mental Health Services           | GAS  | Gastroenterology                 |
| BIRT  | Low Birth Weight                 | ONC  | Oncology/RADO                    |
| BRST  | Breastfeeding                    | IFD  | Infectious Diseases              |
| CANC  | Cancer                           | NEP  | Nephrology **                    |
| CHEM  | Chemotherapy                     | NEU  | Neurology                        |
| CHIR  | Chiropractor                     | PSY  | Psychiatry                       |
| CHRON | Chronic Diseases                 | PUL  | Pulmonary                        |
| COMM  | Communication                    | RHE  | Rheumatology                     |
| DENT  | Dentists                         |      |                                  |
| DIAB  | Diabetes                         |      | Surgery Specialists:             |
| DIAL  | Dialysis                         | SUR  | General Surgery                  |
| DOCS  | Physicians                       | NEUS | Neurosurgery                     |
| DOH   | Public Health Department         | OPHT | Ophthalmology                    |
| DRUG  | Substance Abuse (Drugs / Rx)     | ORTH | Orthopedics                      |
| ECON  | Economic Development             | ENT  | Otolaryngology (ENT)             |
| EMRM  | Emergency Room                   | PLAS | Plastic/Reconstructive           |
| EMS   | EMS                              | VAST | Thoracic/Cardiovascular/Vascular |
| EYE   | Eye Doctor / Optometrist         | URL  | Urology                          |
| FAC   | Facility                         |      |                                  |
| FAM   | Family Planning Services         |      | Hospital Based:                  |
| FINA  | Financial Aid                    | AES  | Anesthesia/Pain                  |
| FIT   | Fitness / Exercise               | EMER | Emergency                        |
| FLU   | Pneumonia / Flu                  | RAD  | Radiology                        |
| FOOT  | Podiatrist                       | PATA | Pathology                        |
| GEN   | General Practitioner             | NEO  | Neonatal/Perinatal * ABP 06      |
| GOV   | Government                       | PHY  | Physical Medicine/Rehab          |
| H2O   | Water Quality                    |      |                                  |
| HEM   | Hematologist                     |      | Ad'l Codes:                      |
| HH    | Home Health                      | PRIM | Primary Care                     |
| HIV   | HIV / AIDS                       | PROS | Prostate                         |
| HOSP  | Hospice                          | REC  | Recreation                       |
| HRT   | Heart Care                       | RESP | Respiratory Disease              |
| INSU  | Uninsured/Underinsured           | SMOK | Smoking                          |
| IP    | Inpatient Services               | SNUR | School Nurse                     |
| KID   | Child Care                       | SPEC | Specialist Physician care        |
| LEAD  | Lead Exposure                    | SS   | Social Services                  |
| MAMO  | Mammogram                        | STD  | Sexually Transmitted Diseases    |
| NEG   | Neglect                          | STFF | Medical Staff                    |
| NH    | Nursing Home                     | STRK | Stroke                           |
| NUTR  | Nutrition                        | SUIC | Suicide                          |
| OBES  | Obesity                          | THY  | Thyroid                          |
| OP    | Outpatient Services              | TOB  | Tobacco Use                      |
| ORAL  | Oral Surgery                     | TPRG | Teen Pregnancy                   |
| OTHR  | Other                            | TRAN | Transportation                   |
| OZON  | Ozone                            | TRAU | Trauma                           |
| PAIN  | Pain Management                  | VACC | Vaccinations                     |
| PHAR  | Pharmacy                         | VIO  | Abuse / Violence                 |
| PNEO  | Prenatal                         | WAIT | Wait Times                       |
| POV   | Poverty                          | WELL | Wellness Education               |
| PREV  | Preventative Healthcare          | WIC  | WIC Program                      |



---

# Public Notice & Invitation

**[VVV Research & Development INC]**

# Atchison Hospital to partner with Atchison NEK Multi-Health Department to assess community health need

Date: January 23, 2013

For Immediate Release

Media Contact: TC Roberts

Over the next two months, the Atchison Hospital will partner with both Atchison NEK Multi- Health Department and Live Well Live Atchison to conduct a community health needs assessment. Results of this assessment will provide guidance to address current & future health care needs, as well as fulfill both federal and state healthcare reform mandates. Vince Vandelaar MBA from VVV Research & Development INC, an independent health research & consulting firm from Olathe KS, has been retained to conduct this assessment.

To gather the necessary community health information, a comprehensive paper / online survey has been created. On February 1<sup>st</sup>, surveys will be mailed to 1000 randomly selected Atchison County residents. ***(Note: If you would like to participate and do not receive a paper survey, please log into [https://www.surveymonkey.com/s/CHNA\\_Atchison](https://www.surveymonkey.com/s/CHNA_Atchison) to take the survey online.*** Also, there will be a limited supply of paper surveys that can be obtained at Atchison Hospital Administration.)

In addition, a Atchison Town Hall is will be held on **Thursday evening March 28<sup>th</sup>** at the Atchison Hospital cafeteria (light dinner provided) from 5:30- 7pm to share community health needs results and prioritize next steps to improve community health. All Atchison County residents and business leaders are encouraged to attend that evening.

For further information about this assessment, please call TC Roberts, Marketing Director at Atchison Hospital at (913 –360-5577)

Atchison LOGO

## **NEWS**

**Date: February 26, 2013**

**Immediate Release – CHNA DEADLINE Extended**

**Media Contact: TC Roberts**

In order to gauge the overall health needs of Atchison County residents, Atchison County Hospital is working together with the Atchison NEK Multi-Health Department to conduct a community wide health needs assessment. **To ensure that all county residents have an opportunity to participant, the deadline to complete this assessment has been extended to Wednesday March 6<sup>th</sup>, 2013.**

If you would like to participate and did not receive a mailed paper survey, please either complete the assessment online by entering the following link into your browser:

[https://www.surveymonkey.com/s/CHNA\\_Atchison](https://www.surveymonkey.com/s/CHNA_Atchison) or drop by Atchison County Hospital Administration to pick up a paper survey.

Again it is important that all assessment surveys be completed and returned by Wed March 6<sup>th</sup>. All survey responses are anonymous and completing the survey takes less than 10 minutes.

In addition, a **Town Hall meeting** to discuss survey findings will be held on **Thursday, March 28th, from 5:30-7pm @ Atchison Hospital Cafeteria**. All Atchison households are invited to attend. For more information call .....

**From:** CEO  
**Date:** XXXX  
**To:** Staff, volunteers, physicians and Board  
**Subject:** CHNA online survey 2013

**Atchison Hospital and Atchison NEK Multi-Health Department are in the process of collecting community views regarding healthcare delivery for our service area. Your feedback & suggestions are very important to collect in order to complete our community health needs assessment and implementation plan.**

**Therefore I would ask that you take time to complete a confidential online survey, if you did not receive a paper survey in the mail.**

**Please click the following link to complete:**

**[https://www.surveymonkey.com/s/CHNA\\_Atchison](https://www.surveymonkey.com/s/CHNA_Atchison)**

**I assure you all responses are confidential. The due date for survey completion is Thursday Feb 28<sup>th</sup>. Thank you in advance for your time and support in participating with this important request.**

**Sincerely,  
XXXX  
President/CEO**

## Atchison Hosp Logo

Date: March 1, 2013

Dear Community Member,

Atchison County Hospital and Atchison NE Multi County Health Department are partnering to perform a Community Health Needs Assessment. Our goal is to gather input from people throughout our service area regarding their perceptions of the current state of our population's health and what they believe are the most important health needs that our communities need to address.

***We are inviting you to attend an Atchison Town Hall meeting*** at which we will conduct roundtable discussion, review basic Community Health Needs Assessment information and rank our priorities. We have retained the services Vince Vandelaar of VVV Research and Development, Inc. from Olathe, KS, to facilitate this meeting and prepare our report.

Your input is valuable, and will be incorporated into our final report, which will be made available to the public.

Please join us on Thursday, March 28th, from 5:30-7:00 p.m. in the Atchison Hospital Cafeteria. A light meal will be served

We look forward to seeing you at the Town Hall meeting, and appreciate your input.

Sincerely,

JJ  
CEO

Acting Director?  
Atchison NE Kansas Multi County Health Department

**Live Well Live Atchison**  
**Friday January 25, 2013**  
**7:30am**  
**Conference Room Atchison Hospital**

**Vision**

The healthiest life style culture for any community in the state of Kansas

**Mission**

To develop a healthy and safe culture through collaborative planning, community action, education and policy advocacy.

**Agenda**

**1. Community Needs Assessment presented by Vince Vandehaar, MBA**

**2. Action Team Reports**

- Lifelong learning and Achievements—Jim Krone/Stephanie Leif
- Community Support and Expectations—Kate Werring
- Healthy Living—Janet Adrian/ Susan Coffey
- Communication and Resource Team—Jeff Schuele/Chris Taylor

**3. Finance Committee—Aggie Asher**

**4. Live Well Live Atchison Big Committee will meet quarterly in 2013**  
April 26, 2013  
July 26, 2013  
October 25, 2013

| <b>LiveWellLive Atchison Members</b> |                             |                                |
|--------------------------------------|-----------------------------|--------------------------------|
| <b>Members:</b>                      | <b>TITLE</b>                | <b>COMPANY</b>                 |
| Andrew Werring                       | Attorney                    | Andrew Werring Law             |
| Diane Liebsch                        | Principal                   | Atchison Catholic              |
| Janet Adrian                         | Student Health Services     | Atchison Catholic              |
| Trey Cocking                         | City Manager                | Atchison City                  |
| Jack Laurie                          | Sherriff                    | Atchison County                |
| Jeff Schuele                         | County Commissioner         | Atchison County                |
| Tom Wagner                           | Retired County Commissioner | Atchison County                |
| Joe Warren                           | Editor                      | Atchison County Globe          |
| Alan Reavis                          | Dentist                     | Atchison Dental                |
| Connie Ziet <i>Weat</i>              |                             | Atchison Health Department     |
| Anna Fowler                          | ED Manager                  | Atchison Hospital              |
| Charlene Clause                      | CNO                         | Atchison Hospital              |
| Goldie Boldridge-Brow                | Board Member                | Atchison Hospital              |
| Jennifer Brockhoff                   | Dir of Business Health Svcs | Atchison Hospital              |
| Jessica Stone                        | Physician                   | Atchison Hospital              |
| John Jacobson                        | CEO                         | Atchison Hospital              |
| Lora Wiliming                        | Risk Management             | Atchison Hospital              |
| Merri Leach                          | Dietitian                   | Atchison Hospital              |
| TC Roberts                           | Marketing                   | Atchison Hospital              |
| Susan Coffey                         |                             | Back Pack Buddies              |
| Steve Minnis                         | President                   | Benedictine College            |
| Sister Anne Shepard                  | Nun                         | Benedictine Sisters            |
| jacque Pregont                       | President                   | Chamber of Commerce            |
| Stefanie Leif                        | Community Development       | City of Atchison               |
| Dennis Garrett                       | Owner                       | Country Mart                   |
| Christi Miller                       |                             | DCCCA                          |
| Michael Kelley                       | Pastor                      | Ebenezer Baptist               |
| Chris Taylor                         | Agent                       | Farm Bureau                    |
| Amanda Ramsey                        | CEO                         | Happy Hearts Inc.              |
| Diane Nielson                        | Public Affairs              | K State Research and Extension |
| Steve Pickman                        | Public Relations            | Pickman PR                     |
| Kate Werring                         | Dir of Operations           | The Guidance Center            |
| Stephen Wiseman                      | Superintendent              | USD 377                        |
| Susan Myers                          | Superintendent              | USD 409                        |
| Lorin Affielc                        | Directory                   | YMCA                           |
| Jerry Henry                          | State Representative        |                                |
| Rick Boldridge                       | Counselor                   |                                |

---

# Detail Primary Research Primary Service Area

**[VVV Research & Development INC]**





**February 2013**

**Dear Atchison County Resident:**

**Over the next two months Atchison Hospital will be conducting a community health needs assessment. In order to gather this information, a confidential survey has been developed (for research purposes only) by VVV Research & Development INC, a Kansas City area based marketing research consulting firm. We value your input and ask that you take the time to complete the enclosed survey.**

**Results of this assessment will be presented at an upcoming Community Health Needs Assessment Town Hall on Thursday, March 28<sup>th</sup> at Atchison Hospital Cafeteria from 5:30-7:00 p.m. A light dinner will be provided that evening to encourage attendance.**

***Note: If you prefer to fill out a survey online, please enter the follow address into your browser: [https://www.surveymonkey.com/s/CHNA\\_Atchinson](https://www.surveymonkey.com/s/CHNA_Atchinson)***

**Thank you in advance for your help in completing this confidential survey.  
The survey return deadline is Thursday, February 28, 2013.**

**Sincerely,**

**Vince V. Vandehaar MBA  
Managing Consultant  
VVV Research & Development INC  
Olathe KS 66061  
913.302.7264**

**John Jacobson  
President and CEO  
Atchison Hospital  
Atchison, KS 66002  
913.367.2131**

## Year 2013 Community Health Needs Assessment – Atchison County KS

*Atchison Hospital and Atchison NEK Multi-Health Department are working together to conduct a community health needs assessment. Please take time to provide us your input by completing this confidential survey.*

With U.S. Health Reform, comes legislation to collect public opinion regarding community health care needs & preferences. In order to gather this information a confidential survey has been developed (for research purposes only).

If you prefer, you can complete this same survey “online” by copying the following link into your browser:

[https://www.surveymonkey.com/s/CHNA\\_Atchison](https://www.surveymonkey.com/s/CHNA_Atchison) Completed surveys must be received by

**Thursday February 28th, 2013.**

### **Part I: HEALTHCARE PERCEPTIONS & SATISFACTION**

#### **1. In general, how would you rate the overall quality of the healthcare delivered to your community?**

|                         | Very Good             | Good                  | Fair                  | Poor                  | Very Poor             |
|-------------------------|-----------------------|-----------------------|-----------------------|-----------------------|-----------------------|
| OVERALL Quality of Care | <input type="radio"/> | <input type="radio"/> | <input type="radio"/> | <input type="radio"/> | <input type="radio"/> |

#### **2. How satisfied are you with each of the following: (Check one box per row)**

|                              | Very Good             | Good                  | Fair                  | Poor                  | Very Poor             | N/A                   |
|------------------------------|-----------------------|-----------------------|-----------------------|-----------------------|-----------------------|-----------------------|
| a) Ambulance Service         | <input type="radio"/> | <input type="radio"/> | <input type="radio"/> | <input type="radio"/> | <input type="radio"/> | <input type="radio"/> |
| b) Child Care                | <input type="radio"/> | <input type="radio"/> | <input type="radio"/> | <input type="radio"/> | <input type="radio"/> | <input type="radio"/> |
| c) Chiropractor              | <input type="radio"/> | <input type="radio"/> | <input type="radio"/> | <input type="radio"/> | <input type="radio"/> | <input type="radio"/> |
| d) Dentists                  | <input type="radio"/> | <input type="radio"/> | <input type="radio"/> | <input type="radio"/> | <input type="radio"/> | <input type="radio"/> |
| e) Emergency Room            | <input type="radio"/> | <input type="radio"/> | <input type="radio"/> | <input type="radio"/> | <input type="radio"/> | <input type="radio"/> |
| f) Eye Doctor / Optometrist  | <input type="radio"/> | <input type="radio"/> | <input type="radio"/> | <input type="radio"/> | <input type="radio"/> | <input type="radio"/> |
| g) Family Planning Services  | <input type="radio"/> | <input type="radio"/> | <input type="radio"/> | <input type="radio"/> | <input type="radio"/> | <input type="radio"/> |
| h) Home Health               | <input type="radio"/> | <input type="radio"/> | <input type="radio"/> | <input type="radio"/> | <input type="radio"/> | <input type="radio"/> |
| i) Hospice                   | <input type="radio"/> | <input type="radio"/> | <input type="radio"/> | <input type="radio"/> | <input type="radio"/> | <input type="radio"/> |
| j) Inpatient Services        | <input type="radio"/> | <input type="radio"/> | <input type="radio"/> | <input type="radio"/> | <input type="radio"/> | <input type="radio"/> |
| k) Mental Health Services    | <input type="radio"/> | <input type="radio"/> | <input type="radio"/> | <input type="radio"/> | <input type="radio"/> | <input type="radio"/> |
| l) Nursing Home              | <input type="radio"/> | <input type="radio"/> | <input type="radio"/> | <input type="radio"/> | <input type="radio"/> | <input type="radio"/> |
| m) Outpatient Services       | <input type="radio"/> | <input type="radio"/> | <input type="radio"/> | <input type="radio"/> | <input type="radio"/> | <input type="radio"/> |
| n) Pharmacy                  | <input type="radio"/> | <input type="radio"/> | <input type="radio"/> | <input type="radio"/> | <input type="radio"/> | <input type="radio"/> |
| o) Primary Care              | <input type="radio"/> | <input type="radio"/> | <input type="radio"/> | <input type="radio"/> | <input type="radio"/> | <input type="radio"/> |
| p) Public Health Department  | <input type="radio"/> | <input type="radio"/> | <input type="radio"/> | <input type="radio"/> | <input type="radio"/> | <input type="radio"/> |
| q) School Nurse              | <input type="radio"/> | <input type="radio"/> | <input type="radio"/> | <input type="radio"/> | <input type="radio"/> | <input type="radio"/> |
| r) Specialist Physician Care | <input type="radio"/> | <input type="radio"/> | <input type="radio"/> | <input type="radio"/> | <input type="radio"/> | <input type="radio"/> |

Other (please specify)

#### **3. Over the past 2 years, did you or your household receive health care services outside of your county?**

Yes       No

If yes, please specify the healthcare services you received

**4. Are there healthcare services in your community / neighborhood that you feel need to be improved and / or changed? (Please be specific)**

**5. In your opinion, how much of a problem are the following causes of diseases or disability in your community? (Check one box per row)**

|                                | Not a Problem         | Somewhat of a Problem | Major Problem         | Don't Know            |
|--------------------------------|-----------------------|-----------------------|-----------------------|-----------------------|
| a) Cancer                      | <input type="radio"/> | <input type="radio"/> | <input type="radio"/> | <input type="radio"/> |
| b) Diabetes                    | <input type="radio"/> | <input type="radio"/> | <input type="radio"/> | <input type="radio"/> |
| c) Substance Abuse             | <input type="radio"/> | <input type="radio"/> | <input type="radio"/> | <input type="radio"/> |
| d) Heart Disease               | <input type="radio"/> | <input type="radio"/> | <input type="radio"/> | <input type="radio"/> |
| e) Sexual Transmitted Diseases | <input type="radio"/> | <input type="radio"/> | <input type="radio"/> | <input type="radio"/> |
| f) Mental Disorders            | <input type="radio"/> | <input type="radio"/> | <input type="radio"/> | <input type="radio"/> |
| g) Obesity                     | <input type="radio"/> | <input type="radio"/> | <input type="radio"/> | <input type="radio"/> |
| h) Pneumonia / Flu             | <input type="radio"/> | <input type="radio"/> | <input type="radio"/> | <input type="radio"/> |
| l) Respiratory Disease         | <input type="radio"/> | <input type="radio"/> | <input type="radio"/> | <input type="radio"/> |
| j) Stroke                      | <input type="radio"/> | <input type="radio"/> | <input type="radio"/> | <input type="radio"/> |
| k) Suicide                     | <input type="radio"/> | <input type="radio"/> | <input type="radio"/> | <input type="radio"/> |
| l) Trauma                      | <input type="radio"/> | <input type="radio"/> | <input type="radio"/> | <input type="radio"/> |

Other (please specify)

**6. How well do you feel our local health care providers are doing in addressing the health needs of the following age groups? (Check one box per row)**

|             | Very Good             | Good                  | Fair                  | Poor                  | Very Poor             | N/A                   |
|-------------|-----------------------|-----------------------|-----------------------|-----------------------|-----------------------|-----------------------|
| Infants     | <input type="radio"/> | <input type="radio"/> | <input type="radio"/> | <input type="radio"/> | <input type="radio"/> | <input type="radio"/> |
| Age 1 - 12  | <input type="radio"/> | <input type="radio"/> | <input type="radio"/> | <input type="radio"/> | <input type="radio"/> | <input type="radio"/> |
| Age 13 - 17 | <input type="radio"/> | <input type="radio"/> | <input type="radio"/> | <input type="radio"/> | <input type="radio"/> | <input type="radio"/> |
| Age 18 - 44 | <input type="radio"/> | <input type="radio"/> | <input type="radio"/> | <input type="radio"/> | <input type="radio"/> | <input type="radio"/> |
| Age 45 - 64 | <input type="radio"/> | <input type="radio"/> | <input type="radio"/> | <input type="radio"/> | <input type="radio"/> | <input type="radio"/> |
| Age 65 - 84 | <input type="radio"/> | <input type="radio"/> | <input type="radio"/> | <input type="radio"/> | <input type="radio"/> | <input type="radio"/> |
| Over 85     | <input type="radio"/> | <input type="radio"/> | <input type="radio"/> | <input type="radio"/> | <input type="radio"/> | <input type="radio"/> |

**7. Does our community need any additional healthcare providers?**

Yes       No

If yes, please specify what is needed:

**8. In your opinion, what areas need additional education or attention in our community? (Check all that apply)**

- |   |   |   |
|---|---|---|
| <input type="checkbox"/> a) Abuse / Violence                | <input type="checkbox"/> l) Mental Illness          | <input type="checkbox"/> q) Sexually Transmitted Diseases |
| <input type="checkbox"/> b) Aging (Dementia)                | <input type="checkbox"/> j) Neglect                 | <input type="checkbox"/> r) Suicide                       |
| <input type="checkbox"/> c) Alcohol                         | <input type="checkbox"/> k) Nutrition               | <input type="checkbox"/> s) Teen Pregnancy                |
| <input type="checkbox"/> d) Alternative Medicine            | <input type="checkbox"/> i) Obesity                 | <input type="checkbox"/> t) Tobacco Use                   |
| <input type="checkbox"/> e) Child Care                      | <input type="checkbox"/> m) Ozone                   | <input type="checkbox"/> u) Uninsured                     |
| <input type="checkbox"/> f) Chronic Diseases                | <input type="checkbox"/> n) Pain Management         | <input type="checkbox"/> v) Vaccinations                  |
| <input type="checkbox"/> g) Family Planning / Birth Control | <input type="checkbox"/> o) Poverty                 | <input type="checkbox"/> w) Water Quality                 |
| <input type="checkbox"/> h) Lead Exposure                   | <input type="checkbox"/> p) Preventative Healthcare | <input type="checkbox"/> x) Wellness Education            |

Other (please specify)

**PART II: YOUR HEALTH PRACTICES**

**9. In general, how would you best describe your health? (Choose one)**

- Very Good     
  Good     
  Fair     
  Poor     
  Very Poor

**10. Compared to a year ago, how would you rate your overall health now?**

- Much better than a year ago     
  About the same     
  Much Worse than a year ago

**11. Does your household have a provider you use for primary care?**

- Yes     
  No

If Yes, Please give Physician's name / Specialty / City

**12. Have you had a physical in the past 12 months?**

- Yes     
  No

If no, why not? (Be specific)

**13. Check which health practices you follow: (Check one box per row)**

|  | Yes                   | No                    | N/A                   |
|--|-----------------------|-----------------------|-----------------------|
| If over 50, have you had a colonoscopy?                              | <input type="radio"/> | <input type="radio"/> | <input type="radio"/> |
| If male over 50, do you have annual prostate exams?                  | <input type="radio"/> | <input type="radio"/> | <input type="radio"/> |
| If female over 40, do you have annual mammograms?                    | <input type="radio"/> | <input type="radio"/> | <input type="radio"/> |
| If female, do you have a pap smear every other year?                 | <input type="radio"/> | <input type="radio"/> | <input type="radio"/> |
| Do you get 2.5 hours a week of moderately intense physical activity? | <input type="radio"/> | <input type="radio"/> | <input type="radio"/> |

**14. Please complete sentence below. Are you:**

- |  | <b>Yes</b>            | <b>No</b>             | <b>N/A</b>            |
|--|-----------------------|-----------------------|-----------------------|
| a) Eating right (Daily 5+ servings- fruits/veg/wheat)? | <input type="radio"/> | <input type="radio"/> | <input type="radio"/> |
| b) Using tobacco products weekly?                      | <input type="radio"/> | <input type="radio"/> | <input type="radio"/> |
| c) Exercising 2-3 times weekly?                        | <input type="radio"/> | <input type="radio"/> | <input type="radio"/> |
| d) Consuming alcohol (more than 1 drink daily)?        | <input type="radio"/> | <input type="radio"/> | <input type="radio"/> |
| e) Receiving an annual flu shot?                       | <input type="radio"/> | <input type="radio"/> | <input type="radio"/> |

**Part III: A LITTLE MORE ABOUT YOU**

**15. What is your age?**

- Under 18       18 - 44       45 - 64       65 - 74       Over 75

**16. Your gender?**

- Male       Female

**17. How would you identify yourself?**

- |  |  |
|--|--|
| <input type="radio"/> a) Caucasian / White American        | <input type="radio"/> d) American Indian / Native Alaskan  |
| <input type="radio"/> b) African American / Black American | <input type="radio"/> e) Asian American / Pacific Islander |
| <input type="radio"/> c) Latino / Hispanic American        | <input type="radio"/> f) Multicultural / Multiracial       |

Other (please specify)

**18. How would you describe your household?**

- |   |   |
|---|---|
| <input type="radio"/> Single                        | <input type="radio"/> Married with children no longer at home |
| <input type="radio"/> Married                       | <input type="radio"/> Divorced                                |
| <input type="radio"/> Married with children at home | <input type="radio"/> Other _____                             |

**19. Regarding your health insurance coverage, what type of health coverage is your primary plan? (Choose one)**

- |   |   |
|---|---|
| <input type="radio"/> Private Insurance you purchased | <input type="radio"/> Covered by Employer (employer pays total cost)  |
| <input type="radio"/> Medicare                        | <input type="radio"/> Covered by Employer (you & employer share cost) |
| <input type="radio"/> Medicaid                        | <input type="radio"/> No Coverage (Uninsured)                         |

Other (please specify)

**20. What is your home 5 digit zip code?**

**Thank you. Please return completed survey with enclosed business reply envelope.**

### Community Healthcare Needs Assessment 2013 - Demographics

| What is your age?                               | KS CHNA<br>NORM<br>N=5886 | %             | ATCH<br>N=231 | %             |
|---|---------------------------|---------------|---------------|---------------|
| Under 18 (omit)                                 | 4                         | 0.1%          | 0             | 0.0%          |
| 18 - 44   | 1490                      | 28.5%         | 18            | 8.8%          |
| 45 - 64   | 2427                      | 46.4%         | 78            | 38.0%         |
| 65 - 74   | 701                       | 13.4%         | 52            | 25.4%         |
| Over 75   | 614                       | 11.7%         | 57            | 27.8%         |
| <b>Totals</b>                                   | <b>5236</b>               | <b>100.0%</b> | <b>205</b>    | <b>0.0%</b>   |
| Your gender?                                    | KS CHNA<br>NORM<br>N=5886 | %             | ATCH<br>N=231 | %             |
| Male  | 1293                      | 25.4%         | 56            | 28.6%         |
| Female  | 3804                      | 74.6%         | 140           | 71.4%         |
| <b>Totals</b>                                   | <b>5097</b>               | <b>100.0%</b> | <b>196</b>    | <b>0.0%</b>   |
| How would you identify yourself?                | KS CHNA<br>NORM<br>N=2561 | %             | ATCH<br>N=231 | %             |
| a) Caucasian / White American                   | 5051                      | 96.3%         | 194           | 94.2%         |
| b) African American / Black American            | 38                        | 0.7%          | 4             | 1.9%          |
| c) Latino / Hispanic American                   | 45                        | 0.9%          | 1             | 0.5%          |
| d) American Indian / Native Alaskan             | 19                        | 0.4%          | 3             | 1.5%          |
| e) Asian American / Pacific Islander            | 24                        | 0.5%          | 0             | 0.0%          |
| f) Multicultural / Multiracial                  | 25                        | 0.5%          | 2             | 1.0%          |
| Other (please specify)                          | 45                        | 0.9%          | 2             | 1.0%          |
| <b>Totals</b>                                   | <b>5247</b>               | <b>100.0%</b> | <b>206</b>    | <b>0.0%</b>   |
| How would you describe your household?          | KS CHNA<br>NORM<br>N=2561 | %             | ATCH<br>N=231 | %             |
| Single  | 836                       | 16.0%         | 47            | 22.9%         |
| Married   | 1178                      | 22.5%         | 48            | 23.4%         |
| Married with children at home                   | 1421                      | 27.2%         | 31            | 15.1%         |
| Married with children no longer at home         | 1101                      | 21.1%         | 39            | 19.0%         |
| Divorced  | 335                       | 6.4%          | 6             | 2.9%          |
| Other   | 358                       | 6.8%          | 34            | 16.6%         |
| <b>Totals</b>                                   | <b>5229</b>               | <b>100.0%</b> | <b>205</b>    | <b>0.0%</b>   |
| Regarding your health insurance coverage..      | KS CHNA<br>NORM<br>N=4235 | %             | ATCH<br>N=231 | %             |
| Private Insurance you purchased                 | 677                       | 12.4%         | 29            | 13.7%         |
| Medicare  | 1027                      | 18.8%         | 86            | 40.8%         |
| Medicaid  | 74                        | 1.4%          | 8             | 3.8%          |
| Covered by Employer (employer pays total cost)  | 546                       | 10.0%         | 9             | 4.3%          |
| Covered by Employer (you & employer share cost) | 2620                      | 47.9%         | 62            | 29.4%         |
| No Coverage (Uninsured)                         | 195                       | 3.6%          | 8             | 3.8%          |
| Other (please specify)                          | 331                       | 6.1%          | 9             | 4.3%          |
| <b>Totals</b>                                   | <b>5470</b>               | <b>100.0%</b> | <b>211</b>    | <b>100.0%</b> |

\* Norm is composed of 15 CHNA community surveys from IA, KS and MO.

**CHNA 2013 Primary Research -Atchison County KS N=232**

| Are there healthcare services in your community / neighborhood that you feel need to be improved and / or changed? |                                | C1 | C2 | C3 | Total |
|--|--------------------------------|----|----|----|-------|
| ACC  | Access to Care                 | 10 |    |    | 10    |
| EMRM   | Emergency Room                 | 4  | 1  | 1  | 6     |
| INSU   | Uninsured/Underinsured         | 1  | 3  |    | 4     |
| AGE  | Aging (Senior Care/Assistance) | 3  | 1  |    | 4     |
| COMM   | Communication                  | 3  | 1  |    | 4     |
| DENT   | Dentists                       | 3  |    | 1  | 4     |
| PED  | Pediatrics                     | 2  | 1  |    | 3     |
| FINA   | Financial Aid                  | 3  |    |    | 3     |
| STFF   | Medicial Staff                 | 3  |    |    | 3     |
| AES  | Anesthesia/Pain                | 1  | 1  |    | 2     |
| FIT  | Fitness/Exercise               | 1  | 1  |    | 2     |
| HRT  | Heart Care                     | 1  | 1  |    | 2     |
| BH   | Mental Health Services         | 2  |    |    | 2     |
| DERM   | Dermatology                    | 2  |    |    | 2     |
| DIAL   | Dialysis                       | 2  |    |    | 2     |
| PRIM   | Primary Care                   | 2  |    |    | 2     |
| PSY  | Psychiatry                     | 2  |    |    | 2     |
| WAIT   | Wait Times                     | 2  |    |    | 2     |



| CHNA 2013 Primary Research -Atchison County KS N=232 |       |                |     |      |     |  |
|--|-------|----------------|-----|------|-----|--|
| ID   | ZIP   | Area HC rating | c1  | c2   | c3  | Are there healthcare services in your community / neighborhood that you feel need to be improved and / or changed? (Please be specific)  |
| 1188   | 66002 | Good           | ACC |      |     | After hours urgent care needed.  |
| 1039   | 66002 | Good           | ACC | EMRM |     | Atchison needs a twenty-four hour clinical care unit rather than utilizing the emergency room for after hours medical treatment.   |
| 1062   | 66002 | Good           | ACC | OTHR | URG | Could we please get an urgent care center for hours when physicians offices are closed so no need to go wait at ER. Also, could the Community Health Clinic take over services for our Multi-county Health Department? Seems like it is rarely open or accessible. Would save community money. |
| 1077   | 66002 | Fair           | ACC | URG  |     | I believe we need a free standing walk-in clinic w/hours that go beyond th 4:30p M-F. The free clinic serves the lower income with off hours. We need the same for those with insurance but can't seem to get into the PCP offices because they are booked.                                    |
| 1163   | 66002 | Good           | ACC |      |     | Saturday/evening hours.  |
| 1038   | 66002 | Good           | ACC | SPEC |     | The number of specialists in the community are probably too low and some people have to go out of town.  |
| 1066   | 66002 | Good           | ACC | URG  |     | Urgent Care Center   |
| 1060   | 66002 | Very Good      | ACC |      |     | urgent care for working people that doesn't require emergency services but is available when doctors' offices are closed   |
| 1093   | 66002 | Fair           | ACC | URG  |     | We need an Urgent care clinic  |
| 1142   | 66002 | Fair           | ACC | URG  |     | We need urgent care clinic so people use ER for ER only.   |
| 1054   | 66002 | Very Good      | AES |      |     | Anesthesia, Hospital needs to get rid of Goracke, he hurts the hospital  |
| 1166   | 66002 | Fair           | AGE | SPEC |     | Better nursing home/geriatric care. more visiting specialists to Atchison Hospital.  |
| 1016   | 66002 |                | AGE | GER  |     | Need a doctor for older aged people only.  |
| 1153   | 66023 | Fair           | AGE | KID  |     | Nursing homes, daycare (child and adult).  |
| 1015   | 66002 | Very Good      | ALL |      |     | Allergist.   |
| 1092   | 66002 | Fair           | AMB |      |     | Faster ambulances, take to long to get there.  |
| 1158   | 66002 | Poor           | BH  |      |     | Mental health.   |
| 1186   | 66002 | Good           | BH  |      |     | Mental health.   |



| CHNA 2013 Primary Research -Atchison County KS N=232 |       |                |      |      |      |   |
|--|-------|----------------|------|------|------|---|
| ID   | ZIP   | Area HC rating | c1   | c2   | c3   | Are there healthcare services in your community / neighborhood that you feel need to be improved and / or changed? (Please be specific)   |
| 1071   | 66002 | Good           | CARD | HRT  |      | There is not consistency with MAC and Heartland coverage for cardiac services in Atchison. Atchison would benefit from a full time cardiologist on campus at the Atchison Hospital        |
| 1207   | 66002 | Very Good      | COMM |      |      | Being able to contact my primary physician or her nurse by phone. Too much phone tag.   |
| 1120   | 66002 | Good           | COMM |      |      | Good communication always is essential in service beginning as soon as the person steps in the door and greets the first person either behind the desk or at the emergency room entrance. |
| 1230   | 66002 | Fair           | COMM |      |      | Hospital should make follow up calls/surveys to see where they are doing a good job and where improvements are needed.  |
| 1048   | 66008 | Fair           | DENT | INSU | FINA | Dental care. No dentist in atchison accept medicaid clients in their clinics, only medicaid clients when they volunteer at the Free Health Clinic   |
| 1102   | 66002 | Fair           | DENT | INSU |      | Yes, dentist and other physicians, etc. people that don't have insurance in town.   |
| 1090   | 66002 | Fair           | DENT | PEDS |      | Yes, dentist who except medical card and specialist for children care.  |
| 1002   | 66002 | Very Good      | DERM |      |      | Need dermatologist.   |
| 1055   |       | Very Good      | DERM | AES  |      | Need Dermatology, need anesthesia providers who are not perverts or do worried about their wallets, this is hurting the hospital  |
| 1045   | 66002 | Good           | DIAL |      |      | Dialysis in the area would be very helpful  |
| 1006   | 66002 | Good           | DIAL |      |      | Need local dialysis.  |
| 1099   | 66002 | Fair           | EMRM | QUAL |      | Dr in emergency room, no good.  |
| 1172   | 66002 | Poor           | EMRM | QUAL |      | ER is lousy.  |
| 1085   | 66002 | Good           | EMRM | WAIT |      | ER wait and service   |
| 1146   | 66002 | Very Poor      | EMRM | OTHR | SUR  | ER, hospital, surgery, doctors.   |
| 1220   | 66002 | Fair           | ERM  | QUAL |      | Yes, I believe the emergency room care at the hospital needs improvement.   |
| 1095   | 66002 | Good           | EYE  | WAIT |      | Optometrist on comm St wait is way too long.  |
| 1033   | 66002 | Good           | FINA | COMM |      | Billing department at Atchison Hospital not consumer friendly. Clientele given a short window of time to pay bill or be sued.   |

| CHNA 2013 Primary Research -Atchison County KS N=232 |       |                |      |      |      |  |
|--|-------|----------------|------|------|------|--|
| ID   | ZIP   | Area HC rating | c1   | c2   | c3   | Are there healthcare services in your community / neighborhood that you feel need to be improved and / or changed? (Please be specific)  |
| 1059   | 66002 | Fair           | FINA |      |      | Cost of health care in this county   |
|  |       |                |      |      |      | I was very disappointed and in pain from shingles for 1 mo. Turned away from free clinic and did not have \$150 to see a doctor. Disgraceful in America! Yes, clinic should accept clients who have no health insurance. Regardless of gross income. I sought help for shingles and was not treated due to my gross income. I've had no health ins since 7/2005 can't afford premium ins at job. |
| 1082   | 66002 | Good           | FINA | INSU |      |  |
| 1001   | 66002 | Good           | FIT  |      |      | good swimming pool for exercise  |
|  |       |                |      |      |      | Podiatry....needs improved. Specialists: uninsured pts need access. Dentists: Need to take Medicaid  |
| 1040   | 66048 | Good           | FOOT | INSU | DENT |  |
| 1191   | 66002 | Very Good      | HH   | AGE  |      | Senior care at home.   |
| 1229   | 66002 | Good           | HRT  | CANC |      | Heart care, Cancer care  |
|  |       |                |      |      |      | There needs to be a better safety net for those individuals without the ability to pay. There needs to be more services than the emergency department and part time free clinic.   |
| 1023   | 66002 | Good           | INSU | FINA | POV  |  |
| 1047   | 66002 | Very Good      | NUTR |      |      | Dietary services -- eating healthy   |
|  |       |                |      |      |      | I would love to see a midwife/OB/Gyn and pediatrician associated with Atchison Hospital. Better pedestrian/bike access to the hospital via sidewalk/bike lane.   |
| 1231   | 66002 | Good           | OBG  | FIT  | L&D  |  |
| 1209   | 66002 | Good           | ONC  |      |      | Oncology: Dr. Rangineni should have access to staff services at AHS  |
| 1076   | 66002 | Good           | OTHR |      |      | Don't care for Heartland, maybe that's why they're changing their name   |
| 1075   | 66002 | Good           | PEDS |      |      | need pediatric services  |
| 1133   | 66002 | Fair           | PEDS |      |      | Pediatric care needs to be met.  |
| 1160   | 66002 | Fair           | PRIM |      |      | Improved. More providers.  |
| 1196   | 66002 |                | PRIM |      |      | Primary care.  |
| 1003   | 66002 |                | PSY  | URL  |      | Psychiatrist on staff would be nice, local urologist too.  |
| 1130   | 66002 | Good           | PSY  |      |      | Psychological care   |
|  |       |                |      |      |      | Customer service in the clinics (outpatient).  |
| 1132   | 66023 | Fair           | STFF | OP   |      |  |
|  |       |                |      |      |      | More attention to the average patients would be a good start. There seems to be more focus on potential hospital donors.   |
| 1140   | 66002 | Poor           | STFF |      |      |  |
|  |       |                |      |      |      | NURSES THAT CARE ABOUT PATIENTS. CHECK OUT THE NURSES AT KU MED. WHAT A DIFFERENCE.  |
| 1044   | 66002 | Good           | STFF |      |      |  |

| CHNA 2013 Primary Research -Atchison County KS N=232 |       |                |      |    |    |   |
|--|-------|----------------|------|----|----|---|
| ID   | ZIP   | Area HC rating | c1   | c2 | c3 | Are there healthcare services in your community / neighborhood that you feel need to be improved and / or changed? (Please be specific) |
| 1189   | 66002 | Good           | TRAN |    |    | Transportation.   |
| 1228   | 66002 | Good           | WELL |    |    | Wellness program  |

| CHNA 2013 Primary Research -Atchison County KS N=232  |                           |    |    |    |       |
|---|---------------------------|----|----|----|-------|
| Over the past 2 years, did you or your household receive health care services outside of your county? |                           | C1 | C2 | C3 | Total |
| OTHR  | Other                     | 21 | 1  | 1  | 23    |
| SUR   | Surgery                   | 12 | 4  |    | 16    |
| CARD  | Cardiology                | 9  | 1  | 1  | 11    |
| DERM  | Dermatolog                | 7  | 3  | 1  | 11    |
| EYE   | Eye Doctor/Optomtrist     | 6  | 1  | 3  | 10    |
| PRIM  | Primary Care              | 9  | 1  |    | 10    |
| DENT  | Dentists                  | 1  | 3  | 3  | 7     |
| SPEC  | Specialist Physician care | 4  | 2  |    | 6     |
| CHIR  | Chiropractor              | 2  | 2  |    | 4     |
| EMRM  | Emergency Room            | 4  |    |    | 4     |
| OBG   | Obstetrics/Gynecology     | 3  | 1  |    | 4     |
| PED   | Pediatrics                | 2  | 1  | 1  | 4     |
| PUL   | Pulmonary                 | 3  | 1  |    | 4     |
| ACC   | Access to Care            | 1  | 2  |    | 3     |
| CANC  | Cancer                    | 3  |    |    | 3     |
| HRT   | Heart Care                | 2  | 1  |    | 3     |
| ONC   | Oncology/RADO             | 3  |    |    | 3     |

| CHNA 2013 Primary Research -Atchison County KS N= 232 |       |                |      |      |      |                             | Over the past 2 years, did you or your household receive health care services outside of your   |
|---|-------|----------------|------|------|------|-----------------------------|---|
| ID  | Zip   | Area HC rating | c1   | c2   | c3   | c4+                         |   |
| 1096  | 66002 | Fair           | ACC  | RAD  | URG  |                             | X-rays at Urgent Care Clinic. Cheaper than going to ER (out of pocket)  |
| 1230  | 66002 | Fair           | ALL  | CHIR | CARD | DENT, ENDO, DERM, SUR, ORAL | Allergist -allergy testing, ENT - sinus surgery, Chiropractor with ART specialty, cardiac cath, endodontist - root canal, oral surgeon - wisdom teeth removal, dermatologist - routine screening, surgeon - mole removal, dentist w/ specialty in bite adjustment |
| 1087  | 66002 |                | ALL  |      |      |                             | Heart land health, Buchanan Co. Health care for compromised Imune System.   |
| 1160  | 66002 | Fair           | CANC |      |      |                             | Cancer treatment and care.  |
| 1159  | 66002 | Fair           | CANC | PRIM | EYE  | DIAB                        | Cancer treatment, primary care, vision, diabetes.   |
| 1165  | 66002 | Very Good      | CANC |      |      |                             | Colon cancer removal.   |
| 1173  | 66002 | Good           | CARD |      |      |                             | Cardiologist from KU.   |
| 1228  | 66002 | Good           | CARD | OTHR | HRT  |                             | Cardiologist, hospitalization, heart surgery  |
| 1045  | 66002 | Good           | CARD |      |      |                             | Cardiology  |
| 1079  | 66002 | Fair           | CARD |      |      |                             | Heart Doctor  |
| 1059  | 66002 | Fair           | CARD |      |      |                             | heart problems  |
| 1001  | 66002 | Good           | CARD | CHIR |      |                             | Heart Specialist, Chiropractor  |
| 1229  | 66002 | Good           | CARD | SUR  | ORTH |                             | Heart specialists, bone surgery   |
| 1060  | 66002 | Very Good      | CARD |      |      |                             | heart treatment   |
| 1144  |       | Fair           | CARD |      |      |                             | PMC cardiologist.   |
| 1047  | 66002 | Very Good      | CHEM |      |      |                             | Chemotherapy in the Kansas City area  |
| 1075  | 66002 | Good           | CHIR |      |      |                             | chiropractic  |
| 1101  | 66002 | Good           | CHIR |      |      |                             | Chropractor   |
| 1090  | 66002 | Fair           | DENT | PEDS |      |                             | Dentistry as well as specialist for my daughter had to go clear to childrens mercy.   |
| 1025  | 66002 | Very Good      | DERM |      |      |                             | Dermatologist   |
| 1050  | 66002 | Very Good      | DERM |      |      |                             | dermatologist   |
| 1221  | 66002 | Good           | DERM |      |      |                             | dermatologist   |
| 1046  | 66002 | Good           | DERM | GAS  |      |                             | dermatologist, gastroenterologist   |
| 1071  | 66002 | Good           | DERM |      |      |                             | Dermatology   |
| 1008  | 66002 | Very Good      | DERM | DENT |      |                             | Dermatology and peridontist.  |
| 1113  | 66002 | Good           | DERM | DENT |      |                             | Dermatology, Dental Root Canal  |
| 1093  | 66002 | Fair           | EMRM | ACC  | DENT | IP, SUR                     | Emergency care, Urgent care, Pediatric dentistry, Inpatient care (PICU, Surgery, Post op)   |
| 1231  | 66002 | Good           | EMRM | ACC  |      |                             | Emergency room (X-ray), Washington DC Urgent care, St. Joseph, MO Emergency room (stitches), Washington, DC   |
| 1163  | 66002 | Good           | EMRM | SPEC | PHY  |                             | Immediate care - Topeka (head wound) and Heartland - St Joseph, MO (rehab specialist).  |
| 1035  | 66002 |                | EMRM |      |      |                             | My son is a student in Washington State & needed urgent/emergency are during his first month there.   |
| 1018  | 66002 | Good           | ENDO | GAS  |      |                             | Test - Upper EUS; Cotton-O'Neil Digestive Health Center, Topeka, KS.  |
| 1030  | 66002 | Good           | ENDO | GAS  | PUL  | OBG, ENT                    | Endocrinologist, gastroenterologist, pulmonologist, gynocologist, ENT.  |

| CHNA 2013 Primary Research -Atchison County KS N= 232 |       |                |      |       |      |      |   |
|---|-------|----------------|------|-------|------|------|---|
| ID  | Zip   | Area HC rating | c1   | c2    | c3   | c4+  | Over the past 2 years, did you or your household receive health care services outside of your                       |
| 1068  | 66002 | Good           | ENT  |       |      |      | ENT   |
| 1040  | 66048 | Good           | ENT  |       |      |      | ENT with our son at Heartland as our insurance wouldn't cover group from Topeka                                     |
| 1161  | 66002 |                | EYE  | OPHTH |      |      | Eye clinic, specialist, macular degeneration shots (my husband).  |
| 1196  | 66002 |                | EYE  |       |      |      | Eye doctor.   |
| 1112  | 66002 |                | EYE  | SUR   |      |      | Eye Exam. Shoulder Surgery, before our new Dr. arrived in Atchison.   |
| 1190  | 66002 |                | EYE  | OPHTH |      |      | Eye surgery for detached retina.  |
| 1098  | 66002 | Good           | EYE  | OPHTH |      |      | Eye Surgery Sabates   |
| 1135  | 66002 | Good           | EYE  | OPHTH |      |      | Eye surgery.  |
| 1183  | 66002 | Good           | FOOT |       |      |      | To KCMO for Orthotic shoes with brace.  |
| 1153  | 66023 | Fair           | GAS  |       |      |      | Colonoscopy.  |
| 1178  | 66002 | Very Good      | HRT  |       |      |      | Heartland, St Joe - heart problem.  |
| 1109  | 66023 |                | HRT  |       |      |      | Heartland, St. Jo heart.  |
| 1055  |       | Very Good      | KID  |       |      |      | Gym care  |
| 1186  | 66002 | Good           | MAMO |       |      |      | Mammogram.  |
| 1003  | 66002 |                | NEU  |       |      |      | EEG not available at Atchison CO. Why not? It used to be? If cost containment, it might be a good use of AHA money! |
| 1095  | 66002 | Good           | NEUS | MAMO  | EYE  |      | Neuro surgery. mamogram, optometrist  |
| 1092  | 66002 | Fair           | NEUS |       |      |      | Neurologist (brain tumor)   |
| 1054  | 66002 | Very Good      | OBG  |       |      |      | Gyn   |
| 1031  | 66002 | Fair           | OBG  | SUR   |      |      | OB/GYN and surgery.   |
| 1108  | 66002 | Good           | OBG  | NEO   | PEDS | PNEO | OB-GYN, at risk pregnancy. Pediatrician, infant with possible complications.  |
| 1118  | 66002 | Very Good      | ONC  | DERM  |      |      | oncologist, dermatologist   |
| 1209  | 66002 | Good           | ONC  | DERM  |      |      | varied - KU med referrals; also Heartland oncology; St. Joseph, Mo dermatology                                      |
| 1004  | 66002 |                | ONC  | BH    |      |      | Oncology and mental health.   |
| 1056  | 66002 | Very Good      | ORAL |       |      |      | Oral surgery  |
| 1162  | 66041 | Good           | ORAL | OBG   | DERM | PEDS | Oral surgery; gynecologist (woman provider and specialist); dermatologist; pediatrician (none here).                |
| 1043  | 66002 | Good           | ORTH |       |      |      | Orthopedic care at Children's Mercy   |
| 1164  | 66002 |                | OTHR |       |      |      | Heartland - St Joe, MO.   |
| 1142  | 66002 | Fair           | OTHR | CANC  |      |      | Heartland Hospital and Heartland Cancer Center.   |
| 1199  | 66041 |                | OTHR |       |      |      | Hiawatha - broken leg   |
| 1224  | 66002 | Very Good      | OTHR |       |      |      | Hospital care in St. Joseph and Kansas City   |
| 1117  |       | Very Good      | OTHR |       |      |      | I live in St. Joseph, MO, so my health care is mostly from this area.   |
| 1078  | 66002 | Very Good      | OTHR |       |      |      | I presume some Sisters went to St. Joe for health care. Maybe KC also   |
| 1099  | 66002 | Fair           | OTHR |       |      |      | KU  |
| 1180  | 66002 | Good           | OTHR |       |      |      | KU Med.   |
| 1197  | 66002 | Very Good      | OTHR |       |      |      | Lake Regional, Osage Beach, MO.   |
| 1185  | 66002 | Very Good      | OTHR | ONC   |      |      | Lumpectomy.   |
| 1151  | 66002 | Very Poor      | OTHR |       |      |      | Missouri.   |
| 1105  | 66016 | Good           | OTHR |       |      |      | Seizure Disorder.   |
| 1187  | 66002 |                | OTHR |       |      |      | Shawnee Mission.  |

| CHNA 2013 Primary Research -Atchison County KS N= 232 |       |                |      |      |      |      |  |
|---|-------|----------------|------|------|------|------|--|
| ID  | Zip   | Area HC rating | c1   | c2   | c3   | c4+  | Over the past 2 years, did you or your household receive health care services outside of your  |
| 1107  | 66002 | Good           | OTHR |      |      |      | sleep study  |
| 1048  | 66008 | Fair           | OTHR |      |      |      | son at college see campus physician  |
| 1182  | 66002 | Very Good      | OTHR |      |      |      | Stormont Vail Hospital.  |
| 1063  | 66002 | Very Good      | OTHR |      |      |      | We go to both St. Joseph, Mo and Kansas city   |
| 1130  | 66002 | Good           | OTHR |      |      |      | Kansas City  |
| 1133  | 66002 | Fair           | PEDS | EYE  | DENT |      | All - Pediatric care, optometrist, dental.   |
| 1062  | 66002 | Good           | PEDS |      |      |      | Children healthcare outpatient   |
| 1024  |       | Good           | PHAR |      |      |      | pharmacy   |
| 1042  | 66002 | Very Good      | PLAS |      |      |      | Plastic surgeon for skin cancer removal on scalp   |
| 1027  | 66041 | Good           | PRIM | FOOT | DENT | DERM | Family doctor, podiatrist, dentist, dermatologist.   |
| 1174  | 66002 | Very Good      | PRIM |      |      |      | I use VA for annual physicals and shots.   |
| 1215  | 66002 | Good           | PRIM |      |      |      | My PCP is in Lenexa.   |
| 1220  | 66002 | Fair           | PRIM |      |      |      | My primary doctor is in Overland Park (Johnson County)   |
| 1167  | 66023 | Fair           | PRIM | DENT | EYE  |      | One doctor out of county, my dentist and eye care is out of county.  |
| 1143  | 66002 |                | PRIM |      |      |      | Primary care physician.  |
| 1227  | 66002 | Very Good      | PRIM |      |      |      | Primary physician Heartland Health Clinic Platte City, MO, until January 2013  |
| 1132  | 66023 | Fair           | PRIM | SPEC | PHAR |      | Primary physician, specialty physician, pharmacy, considering dental.  |
| 1166  | 66002 | Fair           | PRIM | AGE  | BH   | NH   | Switched to primary care in Leavenworth. Saw specialists in Kansas City. Family members sought medical care in nursing home and mental health in Jefferson County because of very poor nursing home and mental health in Atchison. |
| 1148  | 66002 |                | PROS |      |      |      | Prostate treatment.  |
| 1009  | 66002 | Very Good      | PUL  | SUR  | OTHR | PAIN | Heartland - pulmonary spinal surgery; St Luke's - vein surgery; KU - Torretts syndrome, pain mgmt.   |
| 1134  | 66002 | Good           | PUL  |      |      |      | ICU - Pulmonary.   |
| 1189  | 66002 | Good           | PUL  |      |      |      | Pulmonary care specialist for asthma.  |
| 1188  | 66002 | Good           | SPEC | ORTH |      |      | KU - Knee (ACL/MCL) sports specialist.   |
| 1204  | 66002 | Very Good      | SPEC |      |      |      | Specialist in Kansas City and Saint Joseph not available in Atchison   |
| 1044  | 66002 | Good           | SPEC |      |      |      | SPECIALTY  |
| 1149  | 66002 | Good           | SPEC | DERM |      |      | Treatment for asthma; dermatology.   |
| 1176  | 66002 | Good           | SUR  | VAST |      |      | FEM FEM Bypass - St Lukes.   |
| 1111  | 66002 | Very Good      | SUR  | ORTH |      |      | Had knee replacement   |
| 1126  | 66002 | Very Good      | SUR  |      |      |      | Had surgery that the doctor did not feel comfortable performing in Atchison.   |
| 1193  | 66002 | Good           | SUR  | ORTH |      |      | Heartland - broken hip.  |
| 1012  | 66002 | Very Good      | SUR  | CARD |      |      | Hip replacement - NKC and heart ablation and angioplasty w/ stent - NKC.   |
| 1002  | 66002 | Very Good      | SUR  | NEP  |      |      | Kidney stone removal - KU med, KC; Abdominal aneurysm, KU med, KC; Hemorrhoidectomy, St Joseph, MO.  |
| 1129  | 66002 | Very Good      | SUR  | ORTH |      |      | knee replacement at St. Luke's South hospital  |
| 1094  | 66041 | Good           | SUR  | ORTH |      |      | knee replacement, total.   |

| CHNA 2013 Primary Research -Atchison County KS N=232 |       |                |     |      |    |     |   |
|--|-------|----------------|-----|------|----|-----|---|
| ID   | Zip   | Area HC rating | c1  | c2   | c3 | c4+ | Over the past 2 years, did you or your household receive health care services outside of your |
| 1061   | 66002 | Good           | SUR |      |    |     | surgery   |
| 1065   | 66002 | Good           | SUR |      |    |     | Surgery   |
| 1140   | 66002 | Poor           | SUR |      |    |     | This is confidential, however, it was related to surgical procedures and diagnostics.         |
| 1058   | 66002 | Good           | SUR | VAST |    |     | vascular surgery  |



| <b>CHNA 2013 Primary Research -Atchison County KS N=232</b>          |                                       |           |           |           |              |
|--|---------------------------------------|-----------|-----------|-----------|--------------|
| <b>Does your community need any additional healthcare providers?</b> |                                       | <b>C1</b> | <b>C2</b> | <b>C3</b> | <b>Total</b> |
| <b>DOCS</b>  | <b>Physicians</b>                     | <b>8</b>  | <b>4</b>  | <b>2</b>  | <b>14</b>    |
| <b>DERM</b>  | <b>Dermatology</b>                    | <b>7</b>  | <b>4</b>  | <b>1</b>  | <b>12</b>    |
| <b>GEN</b>   | <b>General Practitioner</b>           | <b>2</b>  | <b>5</b>  | <b>3</b>  | <b>10</b>    |
| <b>OBG</b>   | <b>Obstetrics/Gynecology</b>          | <b>6</b>  | <b>3</b>  | <b>1</b>  | <b>10</b>    |
| <b>PEDS</b>  | <b>Pediatrics</b>                     | <b>10</b> | <b>0</b>  | <b>0</b>  | <b>10</b>    |
| <b>PRIM</b>  | <b>Primary Care</b>                   | <b>3</b>  | <b>2</b>  | <b>4</b>  | <b>9</b>     |
| <b>FP</b>  | <b>Family Practice</b>                | <b>3</b>  | <b>4</b>  | <b>0</b>  | <b>7</b>     |
| <b>Qual</b>  | <b>Quality of care</b>                | <b>2</b>  | <b>4</b>  | <b>0</b>  | <b>6</b>     |
| <b>ACC</b>   | <b>Access to Care</b>                 | <b>0</b>  | <b>1</b>  | <b>4</b>  | <b>5</b>     |
| <b>STFF</b>  | <b>Medical Staff</b>                  | <b>1</b>  | <b>2</b>  | <b>2</b>  | <b>5</b>     |
| <b>ENDO</b>  | <b>Endocrinology **</b>               | <b>2</b>  | <b>0</b>  | <b>2</b>  | <b>4</b>     |
| <b>PSY</b>   | <b>Psychiatry</b>                     | <b>3</b>  | <b>1</b>  | <b>0</b>  | <b>4</b>     |
| <b>BH</b>  | <b>Mental Health Services</b>         | <b>1</b>  | <b>2</b>  | <b>0</b>  | <b>3</b>     |
| <b>CARD</b>  | <b>Cardiology</b>                     | <b>3</b>  | <b>0</b>  | <b>0</b>  | <b>3</b>     |
| <b>DENT</b>  | <b>Dentists</b>                       | <b>1</b>  | <b>2</b>  | <b>0</b>  | <b>3</b>     |
| <b>INSU</b>  | <b>Uninsured/Underinsured</b>         | <b>2</b>  | <b>1</b>  | <b>0</b>  | <b>3</b>     |
| <b>URG</b>   | <b>Urgent Care/After Hours Clinic</b> | <b>3</b>  | <b>0</b>  | <b>0</b>  | <b>3</b>     |

**CHNA 2013 Primary Research -Atchison County KS N=232**

| ID   | ZIP   | Area HC rating | c1   | c2   | c3   | Does your community need any additional healthcare providers?                                       |
|------|-------|----------------|------|------|------|---|
| 1054 | 66002 | Very Good      | AES  | DERM |      | Better Anesthesia, Dermatology  |
| 1015 | 66002 | Very Good      | ALL  |      |      | Allergist.  |
| 1159 | 66002 | Fair           | BH   | PRIM |      | Mental health, primary care.  |
| 1140 | 66002 | Poor           | CARD | NEP  | ENDO | Cardio specialists; renal specialists; diabetic specialists.  |
| 1071 | 66002 | Good           | CARD | NEP  |      | Full time cardiology and Out patient Dialysis   |
| 1137 | 66002 | Good           | CARD | STRK | CANC | Heart problem, stroke, cancer.  |
| 1230 | 66002 | Fair           | CHIR |      |      | Chiropractor with ART specialty - maybe a current doctor would train.                               |
| 1130 | 66002 | Good           | DENT |      |      | Care for dentures   |
| 1050 | 66002 | Very Good      | DERM |      |      | dermatologist   |
| 1175 | 66002 | Good           | DERM | ALL  |      | Dermatologist and allergist.  |
| 1002 | 66002 | Very Good      | DERM | GEN  |      | Dermatologist and more general practitioners.   |
| 1004 | 66002 |                | DERM |      |      | Dermatologist.  |
| 1165 | 66002 | Very Good      | DERM |      |      | Dermatologist.  |
| 1040 | 66048 | Good           | DERM |      |      | Dermatology   |
| 1209 | 66002 | Good           | DERM |      |      | Dermatology   |
| 1034 | 66002 | Very Good      | DOCS | GEN  | PRIM | Doctors   |
| 1005 | 66002 | Good           | DOCS | GEN  | PRIM | Doctors are aging.  |
| 1092 | 66002 | Fair           | DOCS | DENT | ACC  | More doctors and dentists takes to long to get to see them. need to use ER which costs more.        |
| 1179 | 66002 |                | DOCS |      |      | Real doctors.   |
| 1025 | 66002 | Very Good      | DOCS |      |      | Some of the physicians are reaching retirement age  |
| 1164 | 66002 |                | DOCS | QUAL |      | Very good doctors.  |
| 1012 | 66002 | Very Good      | DOCS | STFF |      | We can always use more doctors and nurses.  |
| 1009 | 66002 | Very Good      | DOCS |      |      | Yes, as some of our good doctors are reaching retirement age.                                       |
| 1194 | 66002 | Good           | EMER | QUAL |      | Better ER doctors.  |
| 1172 | 66002 | Poor           | EMER | STFF | EMRM | New ER staff or bosses.   |
| 1183 | 66002 | Good           | ENDO | PSY  |      | Diabetic specialist (Endocrinologist), perhaps one does come but I am not aware of it. Possibly     |
| 1079 | 66002 | Fair           | ENDO |      |      | Endocrinologist   |
| 1090 | 66002 | Fair           | FINA | PED  |      | more for children ages 1-18 yr of age, a lot of families can't afford the drive to Childrens Mercy. |
| 1031 | 66002 | Fair           | FP   | PRIM | DOCS | Another family practice doctor.   |
| 1149 | 66002 | Good           | FP   | GEN  |      | Family healthcare.  |
| 1056 | 66002 | Very Good      | FP   | GEN  |      | Family practice docs  |

**CHNA 2013 Primary Research -Atchison County KS N=232**

| ID   | ZIP   | Area HC rating | c1   | c2   | c3   | Does your community need any additional healthcare providers?   |
|------|-------|----------------|------|------|------|---|
| 1026 | 66002 | Good           | GEN  | DOCS | PRIM | GP  |
| 1153 | 66023 | Fair           | GEN  | DOCS | PRIM | GP's.   |
| 1097 | 66002 | Fair           | GER  | DOCS |      | Doctors for the elderly that they are treated with respect.   |
| 1058 | 66002 | Good           | IM   |      |      | internal medicine may be lacking  |
| 1082 | 66002 | Good           | INSU | FINA | ACC  | Nurse on call, that should see people who have no insurance, could relay to PA to call in medication.   |
| 1102 | 66002 | Fair           | INSU |      |      | Yes one that excepts all and no insurance.  |
| 1166 | 66002 | Fair           | NH   | FP   | SPEC | Better nursing home, more family practice doctors, more visiting specialists, more childcare providers. |
| 1023 | 66002 | Good           | OBG  | FEM  |      | A female OB/GYN.  |
| 1062 | 66002 | Good           | OBG  | L&D  |      | Dedicated OBGYN, partnership with children's mercy hospital.  |
| 1197 | 66002 | Very Good      | OBG  | FEM  |      | Female OB/GYN.  |
| 1059 | 66002 | Fair           | OBG  | IFD  | ENDO | Gynecology, infectious disease, endocrinology, neurosurgery, orthopedic, womens health,                 |
| 1231 | 66002 | Good           | OBG  | PED  |      | Midwife OB/Gyn Pediatrician   |
| 1085 | 66002 | Good           | OBG  | PED  |      | OB-GYN. Pediatrics.   |
| 1047 | 66002 | Very Good      | ONC  | CANC | STFF | medical oncology nursing  |
| 1221 | 66002 | Good           | ORAL | DERM | OPHT | oral surgery, dermatology, glaucoma   |
| 1074 | 66002 | Good           | OTHR |      |      | Seemingly, as human needs increase and transient populations grow, the need for services increase as    |
| 1001 | 66002 | Good           | PED  | INSU | ACC  | More support for free health CLINIC / LACK OF INSURANCE   |
| 1155 | 66002 | Fair           | PED  | BH   |      | Need more pediatrics and mental health.   |
| 1133 | 66002 | Fair           | PED  |      |      | Pediatric.  |
| 1113 | 66002 | Good           | PED  | DERM |      | Pediatrician, Dermatologist   |
| 1162 | 66041 | Good           | PED  | DERM | OBG  | Pediatrician; dermatologist; gynecologist.  |
| 1075 | 66002 | Good           | PED  | OBG  |      | pediatricians or pediatric nurse practitioners; nurse midwives  |
| 1027 | 66041 | Good           | PED  | OBG  | DERM | Pediatricians, obstetrician/gynecologist, dermatologist.  |
| 1152 | 66002 |                | PED  |      |      | Pediatricians.  |
| 1095 | 66002 | Good           | PED  | OBG  |      | Peditrician. Gynocologist.  |
| 1096 | 66002 | Fair           | PED  | DENT |      | Would like to see pediatric dentistry   |
| 1202 | 66002 | Good           | PRIM | FP   | GEN  | Primary Care  |
| 1038 | 66002 | Good           | PRM  | FP   | GEN  | Primary care doctors are in major demand.   |
| 1160 | 66002 | Fair           | PRM  | FP   | GEN  | Primary care physicians.  |
| 1108 | 66002 | Good           | PSY  | BH   | ACC  | It would be very helpful to have easier access to a local psychiatrist, instead of going through the    |
| 1186 | 66002 | Good           | PSY  | URL  |      | Psych - mental health; urology.   |

**CHNA 2013 Primary Research -Atchison County KS N=232**

| ID   | ZIP   | Area HC rating | c1   | c2   | c3   | Does your community need any additional healthcare providers?         |
|------|-------|----------------|------|------|------|---|
| 1215 | 66002 | Good           | PSY  |      |      | Psychiatrist  |
| 1158 | 66002 | Poor           | QUAL |      |      | Just improve the ones you have.                                       |
| 1146 | 66002 | Very Poor      | QUAL | DOCS | STFF | New ones who know something.  |
| 1039 | 66002 | Good           | SPEC |      |      | Full time specialists rather than rent a doctor from out-laying areas |
| 1132 | 66023 | Fair           | STFF | QUAL |      | Not sure - office staff and medical assistants are the problem.       |
| 1173 | 66002 | Good           | SUR  | QUAL |      | More surgeons - good ones.  |
| 1191 | 66002 | Very Good      | SUR  |      |      | Need our own surgeon to replace Dr Bunke!                             |
| 1184 | 66002 | Fair           | URG  |      |      | Urgent care.  |
| 1093 | 66002 | Fair           | URG  |      |      | Walk in clinic, Urgent care clinic                                    |
| 1163 | 66002 | Good           | URG  |      |      | Walk in clinics for evenings and weekends.                            |
| 1182 | 66002 | Very Good      | WAIT | ACC  | DOCS | more doctors to see you on the same day you're sick.                  |

## CHNA Report contact :



***Vince Vandelaar, MBA***  
***VVV Marketing & Development INC.***  
***Adjunct Professor / Professional Healthcare  
Marketing & Strategic Planning Consulting  
Services***

*601 N Mahaffie, Olathe, KS 66061  
(913) 302-7264 (C)  
VVV@VandelaarMarketing.com*

*LinkedIn: [vandelaar](#)  
Website: [VandelaarMarketing.com](#)*